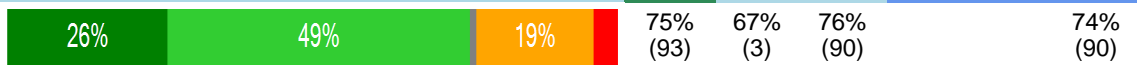



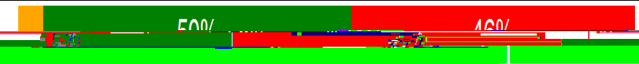
Agree or Disagree Questions


21. This school keeps me well-informed about my child's/children's progress in school.



22. This school has a welcoming front office.

% Agree	% Agree HU	% Agree not HU	% Agree PK-5	% Agree 6-8	% Agree 9-12
75% (93)	67% (3)	76% (90)			74% (90)

Too Little, Too Much Questions		% About the Right Amount	% About the Right Amount HU	% About the Right Amount not	% About the Right Amount PK-5	% About the Right Amount 6-8	% About the Right Amount 9-12
51. How much emphasis does this school place on standardized testing?		50% (84)	33% (3)	51% (81)			49% (81)

Yes / No Question		% Yes Most - All of the Time	% Yes Most - All of the Time HU	% Yes Most - All of the Time not HU	% Yes Most - All of the Time PK-5	% Yes Most - All of the Time 6-8	% Yes Most - All of the Time 9-12
50. Does your child get enough physical activity at school (including physical education and recess)?							

Notes: In the first table, the "% Agree" columns combine "Strongly Agree" and "Agree" responses. In the second table, the "% Less Problem" columns combine "Not a Problem" and "Small Problem" responses. In the Yes/No table, the "% Yes Most - All of the time" columns combine "Yes, all of the time" and "Yes, most of the time" responses.

Historically underserved (HU) includes parents who select any of the following races/ethnicities/ancestry: Black, Latino/Hispanic, Native American, or Pacific Islander.