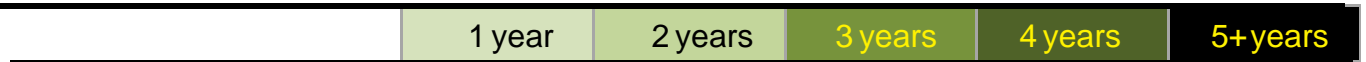


Portland Public Schools Successful Schools Survey  
 Middle Grades Student Response 2016-17

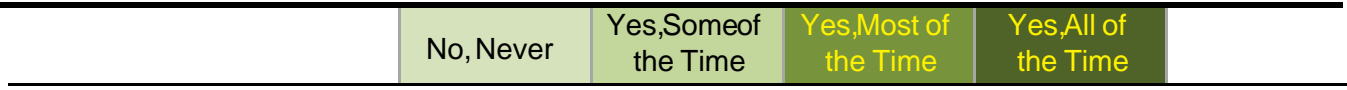

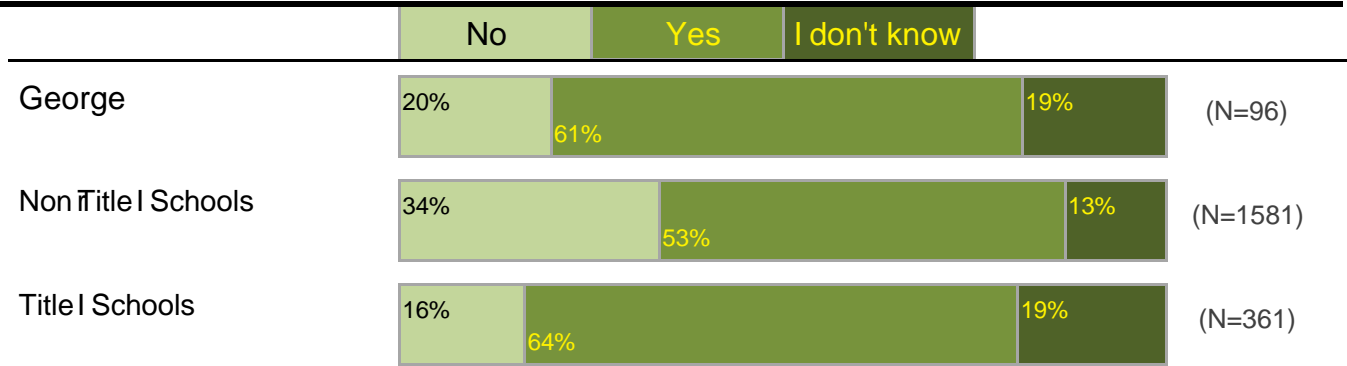
George



Portland Public Schools Successful Schools Survey  
 Middle Grades Student Response 2016-17

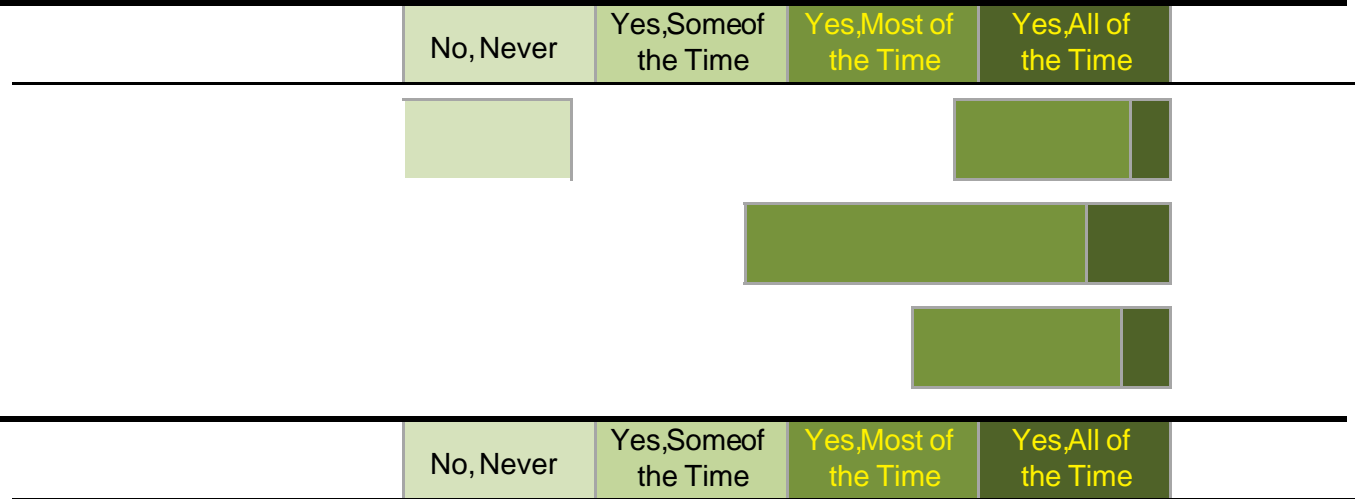
George

Do you attend



Portland Public Schools Successful Schools Survey  
 Middle Grades Student Response 2016/17

George



Portland Public Schools Successful Schools Survey  
Middle Grades Student Responses 2016-17

George

# Portland Public Schools Successful Schools Survey

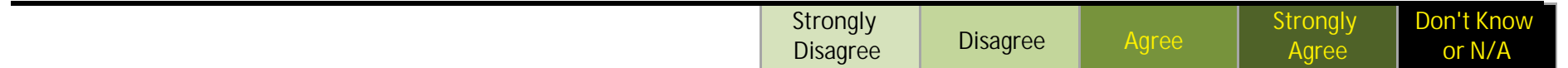
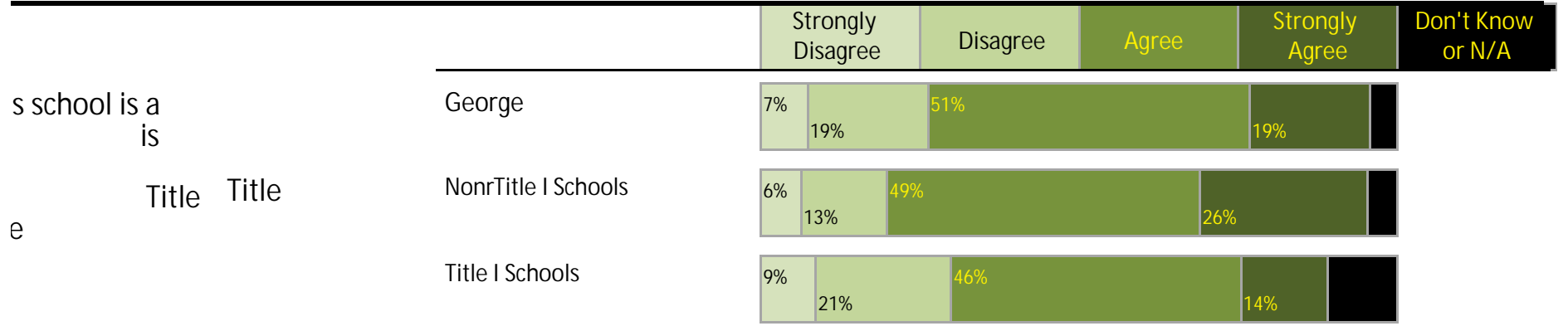
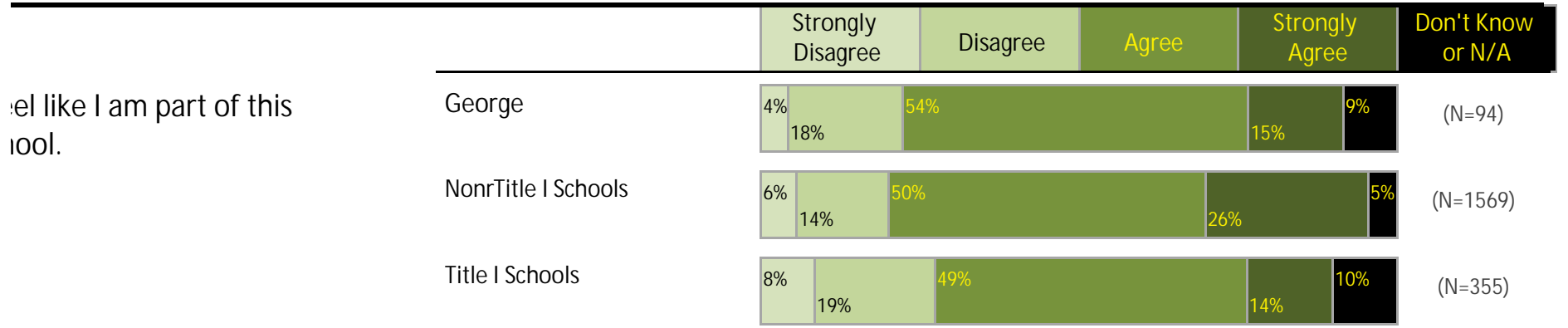
George



# Portland Public Schools Successful Schools Survey

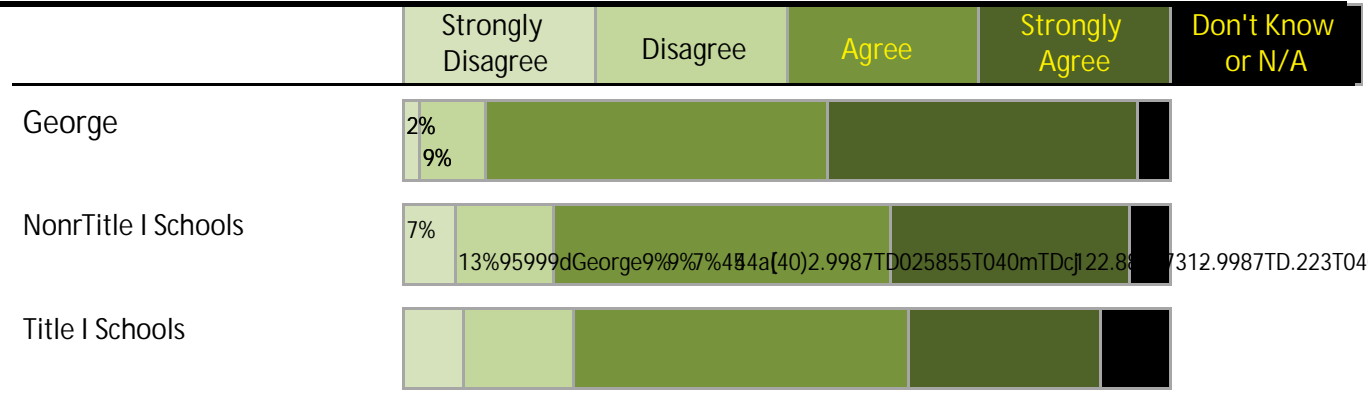
## Middle Grades Student Responses 2016-17

orge



# Portland Public Schools Successful Schools Survey Middle Grades Student Responses 2016-17

George



# Portland Public Schools Successful Schools Survey

## Middle Grades Student Responses 2016-17

---

Strongly Disagree	Disagree	Agree	Strongly Agree	Don't know or N/A
-------------------	----------	-------	----------------	-------------------

Strongly Disagree	Disagree
-------------------	----------



# Portland Public Schools

George

# Portland Public Schools

George

Portland Public Schools Successful Schools Survey  
Middle Grades Student Responses 2016-17

George

---

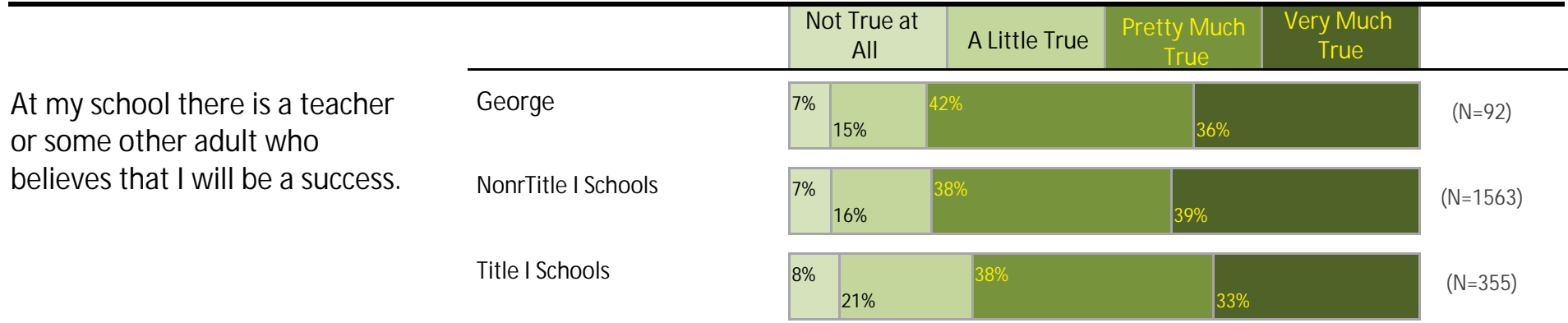

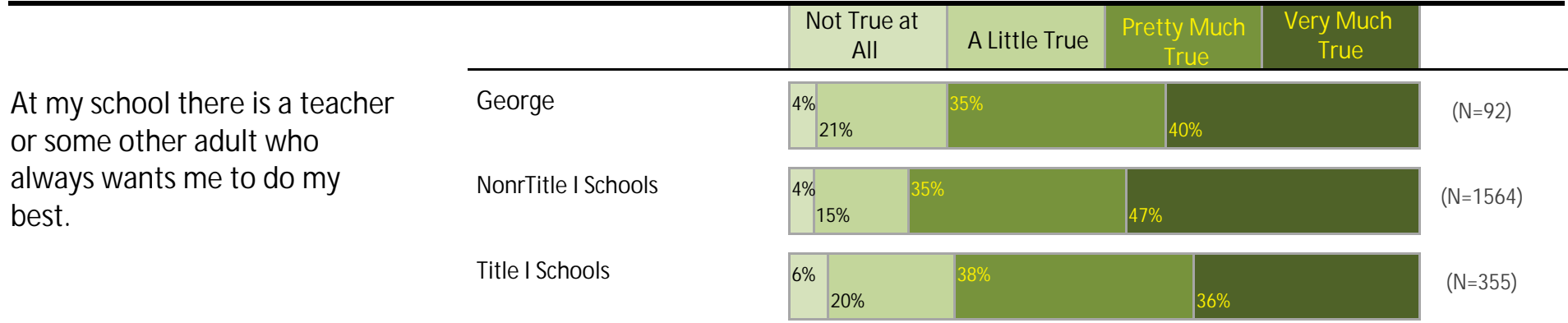
	Not True at All	A Little True	Pretty Much True	Very Much TrueM	
--	-----------------	---------------	------------------	-----------------	--

---

\_\_\_\_\_

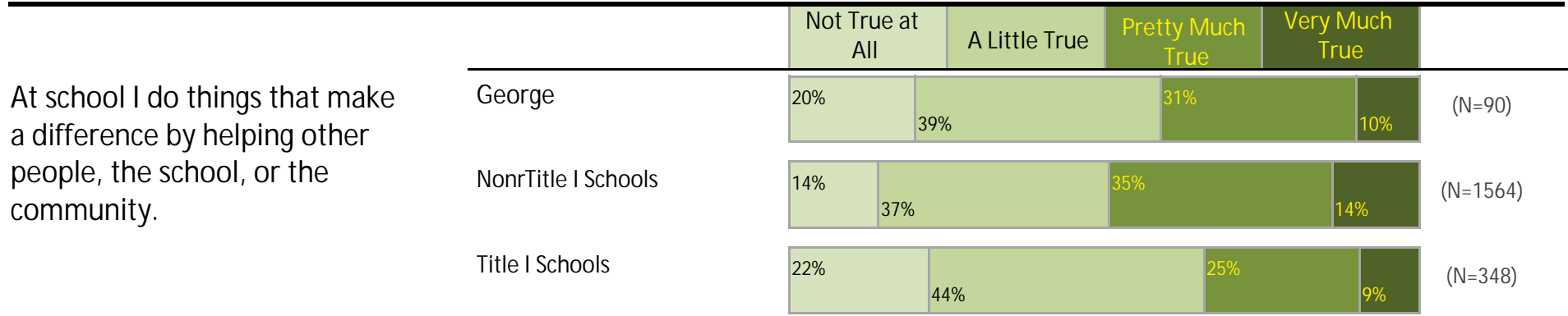
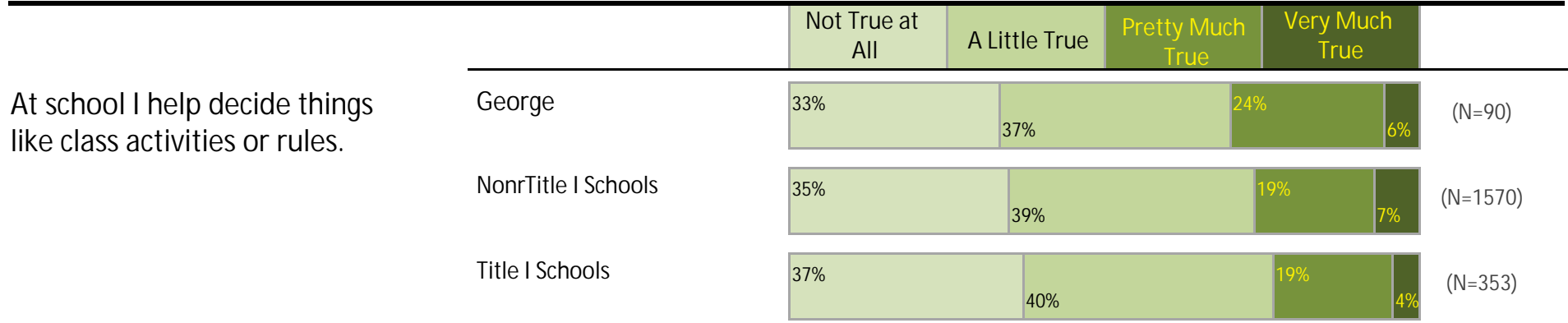

Portland Public Schools Successful Schools Survey  
Middle Grades Student Responses 2016-17

George



Portland Public Schools Successful Schools Survey  
Middle Grades Student Responses 2016-17

George



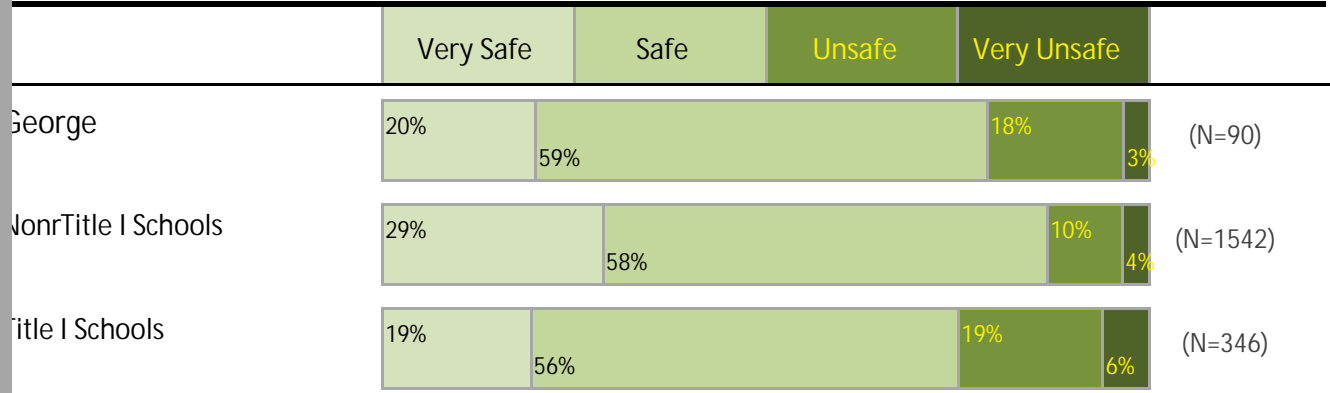


# Portland Public Schools Successful Schools Survey

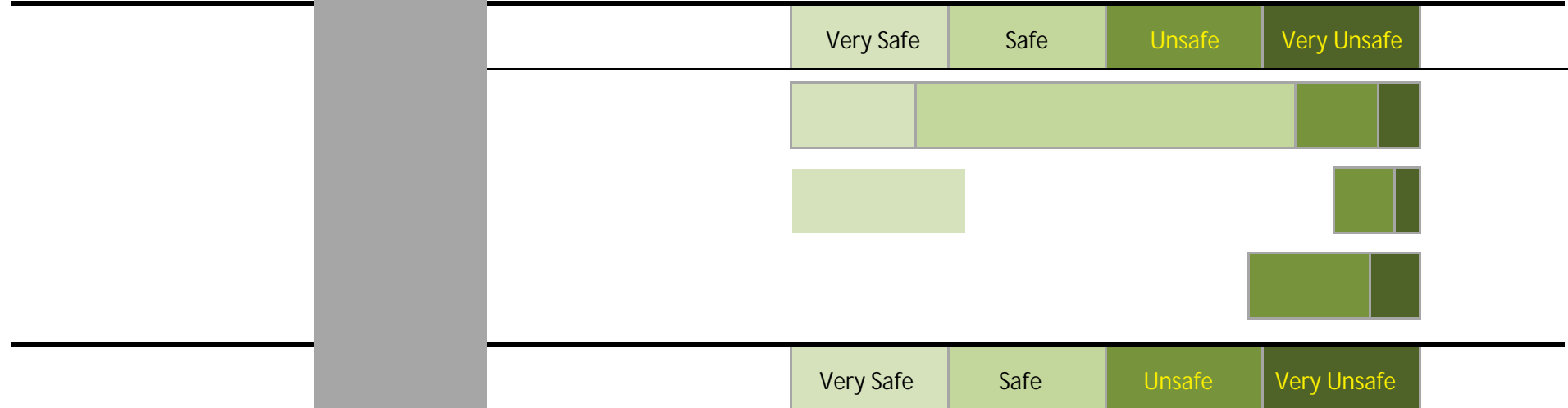
## Middle Grades Student Responses 2016-17

George

How safe do you feel in locker rooms/gym?




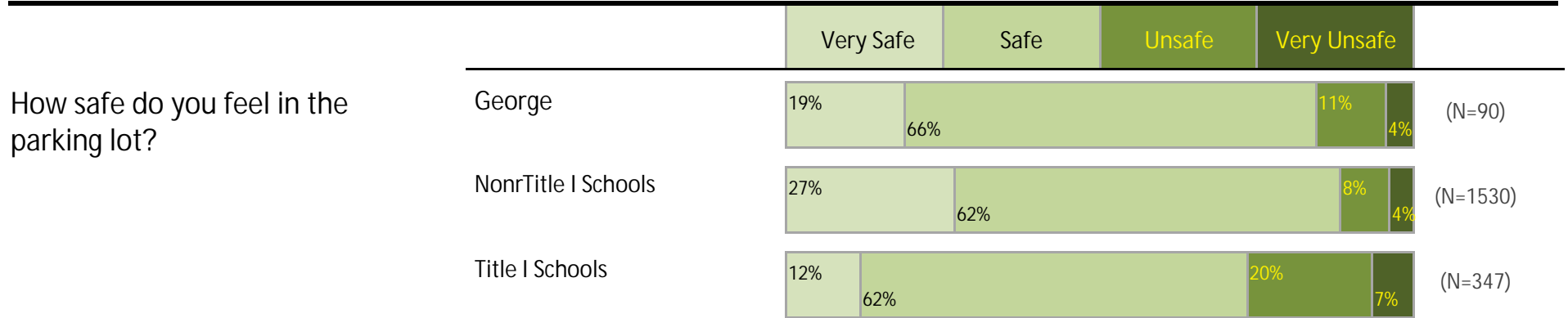
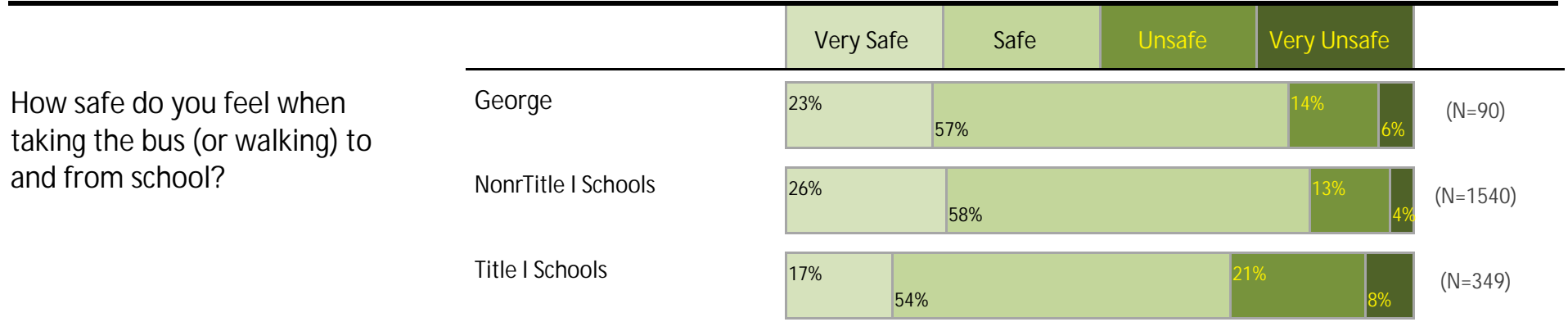
ools



# Portland Public Schools Successful Schools Survey

## Middle Grades Student Responses 2016-17

George





# Portland Public Schools Successful Schools Survey

## Middle Grades Student Responses 2016-17

George

---

	0 times	1 time	2 to 3 times	4+ times	
--	---------	--------	--------------	----------	--

---

---

	0 times	1 time	2 to 3 times	4+ times	
--	---------	--------	--------------	----------	--

---

---

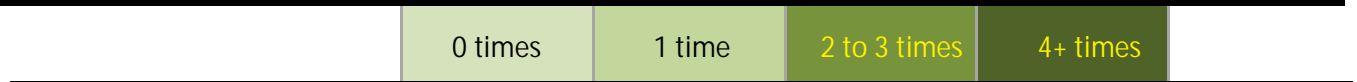
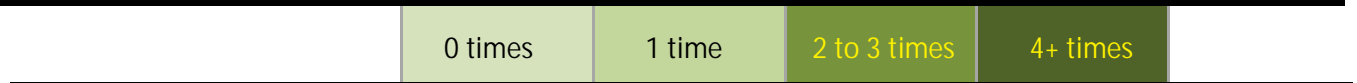
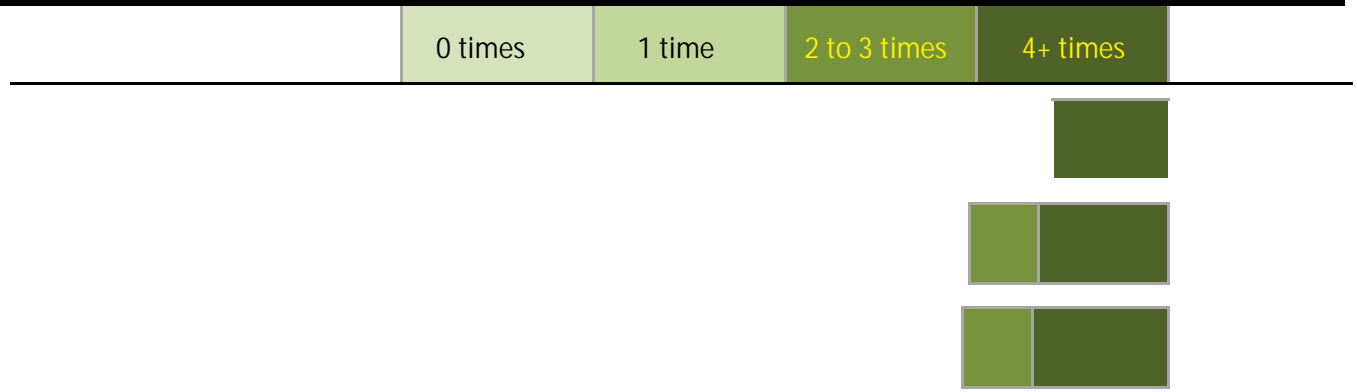
	0 times	1 time	2 to 3 times	4+ times	66.7%
--	---------	--------	--------------	----------	-------

---

66.7% 227 89.6% 1789 309102ref

Portland Public Schools Successful Schools Survey  
Middle Grades Student Responses 2016-17

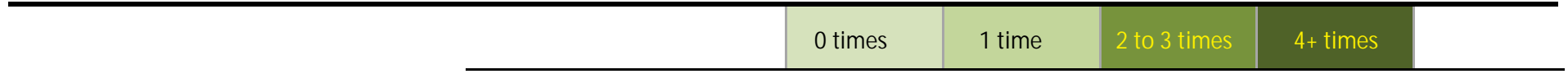

George



# Portland Public Schools Successful Schools Survey




## Middle Grades Student Responses 2016-17

George



Portland Public Schools Successful Schools Survey  
Middle Grades Student Responses 2016-17

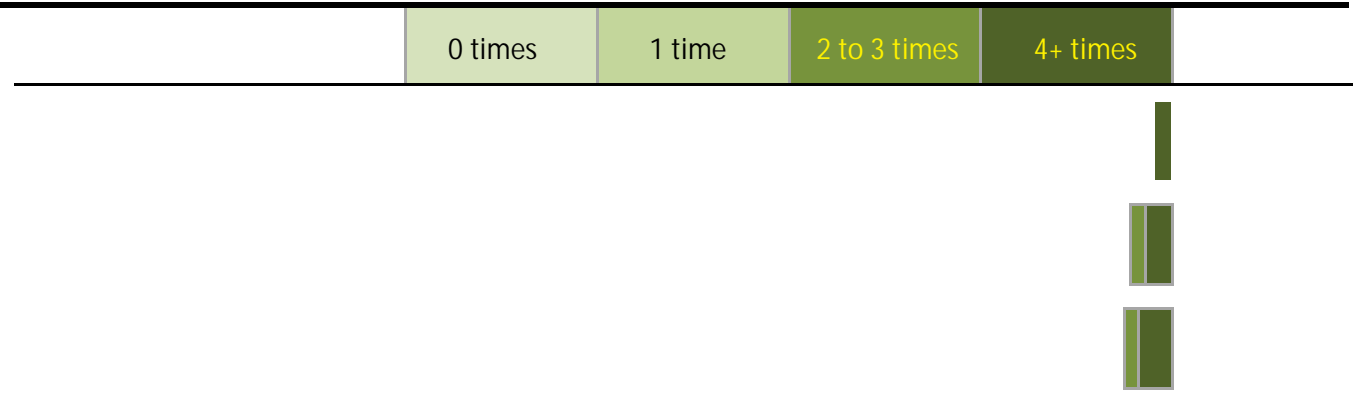


George



# Portland Public Schools Successful Schools Survey

## Middle Grades Student Responses 2016-17

George



# Portland Public Schools Successful

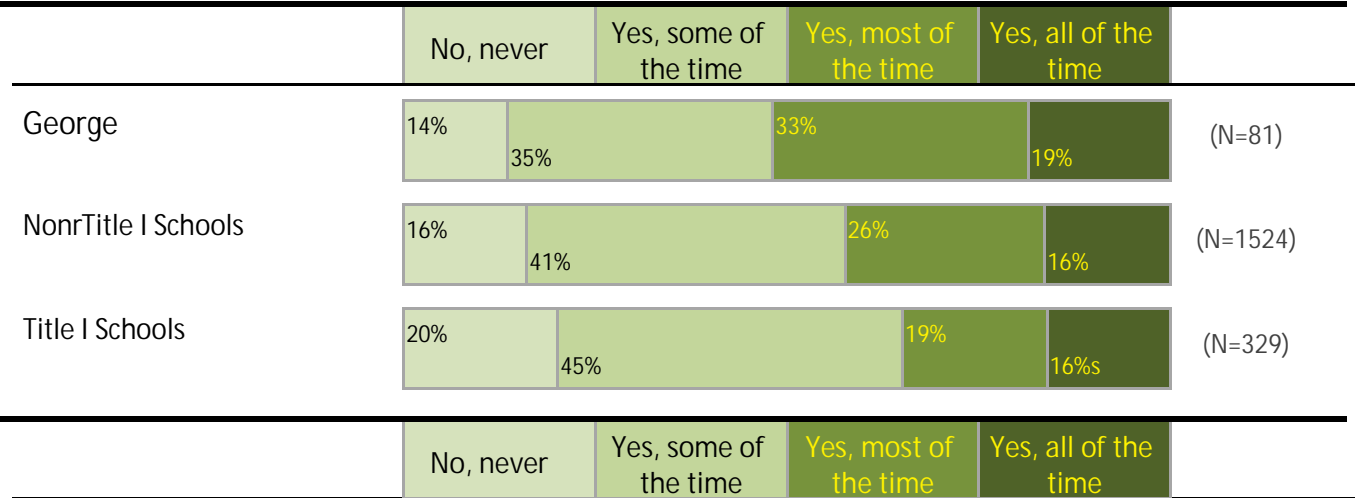

George

# Portland Public Schools Successful Schools Survey

## Middle Grades Student Responses 2016-17

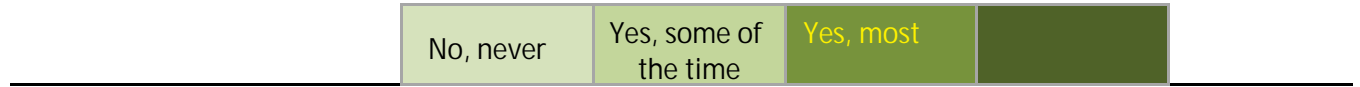
George

During the past 12 months, did you ever feel so sad or hopeless almost every day for two weeks or more that you stopped doing some usual activities?



Portland Public Schools Successful Schools Survey  
Middle Grades Student Responses 2016-17

George





Portland Public Schools Successful Schools Survey  
Middle Grades Student Responses 2016-17

George

---

	No, never	Yes, some of the time	Yes, most of the time	Yes, all of the time	
--	-----------	-----------------------	-----------------------	----------------------	--

---

---

	No, never	Yes, some of the time	Yes, most of the time	Yes, all of the time	
--	-----------	-----------------------	-----------------------	----------------------	--

---

---

	No, never	Yes, some of the time	Yes, most of the time	Yes, all of the time	
--	-----------	-----------------------	-----------------------	----------------------	--

---

How many questions in this survey did you answer honestly?

George

69%

26%

5%

(N=80)

Non Title I Schools

78%

20%

1%  
1%

(N=1501)

Title I Schools

70%

25%

4%  
1%

(N=321)

---

(N=80)

(N=1504)

---

(N=322)

(N=80)

(N=1505)

---

(N=320)

h h o o o o  
U 8 o k .

8

---

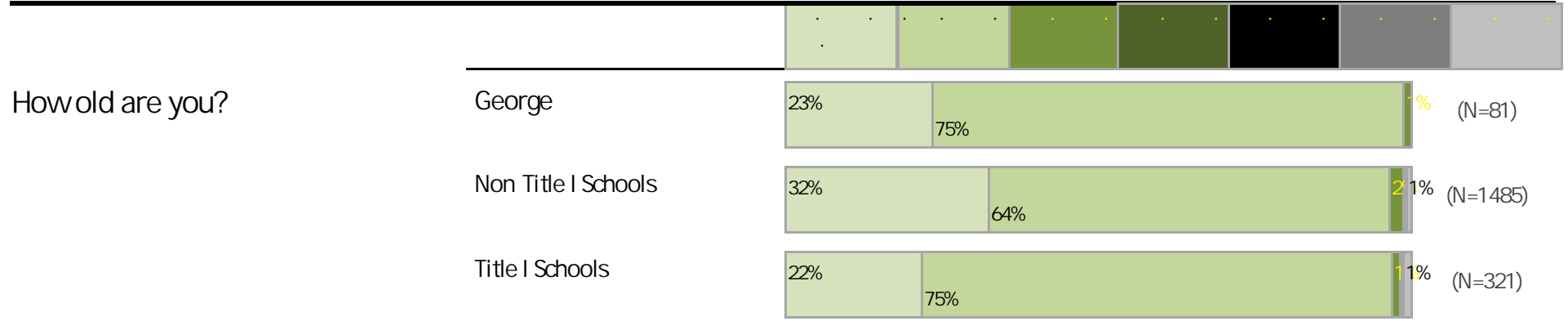
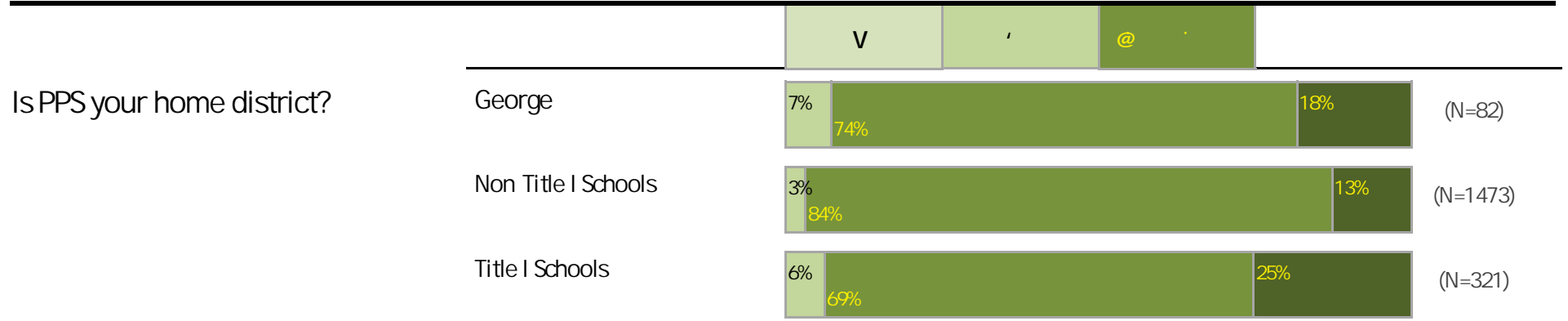
If you are in an immersion program at this school please select

---

v

,

@



Portland Public Schools Successful Schools Survey  
Middle Grades Student Responses 2016-17

George

Below is a list of terms that people often use to describe their gender. How do you describe your gender? (Mark all that apply):

Total Students: 96

*(Because students could select more than one category, totals may exceed 100%.)*

Male .....	42%
Female .....	43%
Transgender .....	1%
Gender fluid/Nonrinary .....	1%
Another gender identity not listed .....	2%

Portland Public Schools Successful Schools Survey  
Middle Grades Student Responses 2016-17

George

Below is a list of terms that people often use to describe their sexuality or sexual orientation. How do you describe your sexuality or sexual orientation? (Mark all that apply)

Total Students: 96

*(Because students could select more than one category, totals will exceed 100%.)*

Heterosexual (straight) .....	58%
Gay .....	0%
Bisexual/Pansexual .....	2%
Queer .....	0%
Not sure or Questioning .....	2%
Decline to respond .....	7%
Other .....	4%

# Portland Public Schools Successful Schools Survey

## Middle Grades Student Responses 2016-17

George

What races/ethnicities do you consider yourself?

Total Students: 96

*(Because students could select more than one category, totals will exceed 100%.)*

African American .....	17%
African .....	2%
Burundian .....	0%
Eritrean .....	0%
Ethiopian .....	0%
Somali .....	1%
Other African .....	3%
Other Black	
Caribbean Islands .....	1%
Other Black .....	1%
American Indian/Alaska Native	0%
Alaska Native .....	1%
Burns Paiute Tribe .....	0%
Confederated Tribes of the Coos, Lower Umpqua & Siuslaw Indians .....	0%
Confederated Tribes of the Grand Ronde Community of Oregon .....	0%
Confederated Tribes of Siletz Indians .....	0%
Confederated Tribes of the Umatilla Indian Reservation Indians .....	1%
Confederated Tribes of Warm Springs .....	0%
Coquille Indian Tribe .....	0%

American Indian/Alaska Native (continued)	
Cow Creek Band of Umpqua Tribe of Indians .....	0%
Klamath Tribes .....	0%
Other American Indian Tribe/Nation .....	0%
Native/Indigenous to Canada .....	3%
Asian .....	4%
Asian Indian .....	0%
Burmese .....	0%
Cambodian .....	1%
Chinese .....	0%
Filipino .....	1%
Hmong .....	4%
Japanese .....	0%
Karen .....	1%
Korean .....	1%
Laotian .....	1%
Mien .....	0%
Nepali .....	0%
Thai .....	0%
Tibetan .....	0%
Vietnamese .....	1%
Other Asian .....	0%

# Portland Public Schools Successful Schools Survey

## Middle Grades Student Responses 2016-17

George

### What races/ethnicities do you consider yourself?

Total Students: 96

(Because students could select more than one category, totals will exceed 100%.)

Hispanic/Latino .....	26%
Caribbean Islands .....	0%
Central American Countries .....	2%
Indigenous Mexican, Central American or South American .....	0%
Mexican .....	16%
South American Countries .....	0%
Other Hispanic/Latino .....	4%
Middle Eastern/North African .....	1%
Pacific Islander .....	0%
Chuukese .....	0%
Guamanian or Chamorro .....	0%
Micronesian .....	0%
Native Hawaiian .....	0%
Samoan .....	0%
Tongan .....	2%
Other Pacific Islander .....	1%
White .....	11%
Romanian .....	0%
Russian .....	1%
Ukrainian .....	1%
European Countries .....	1%
Other White .....	5%
Blank .....	17%



O aurelhurst

6

‡ interhaven