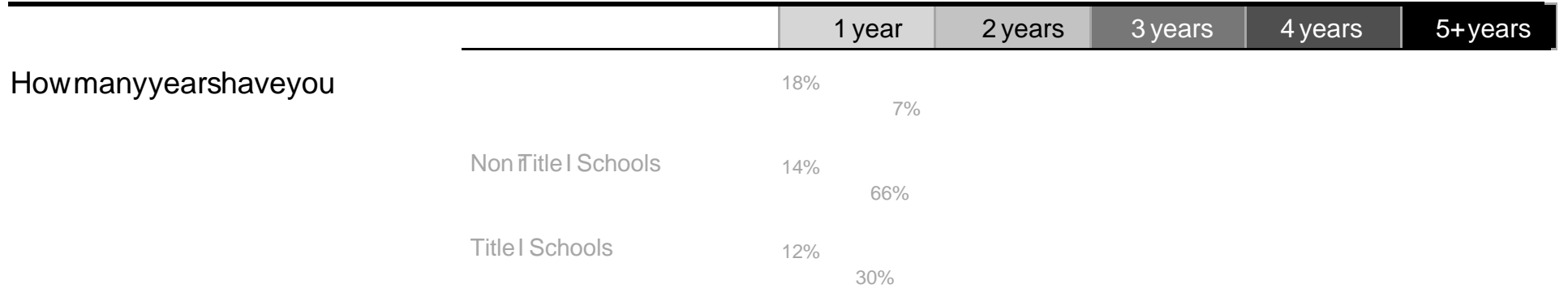
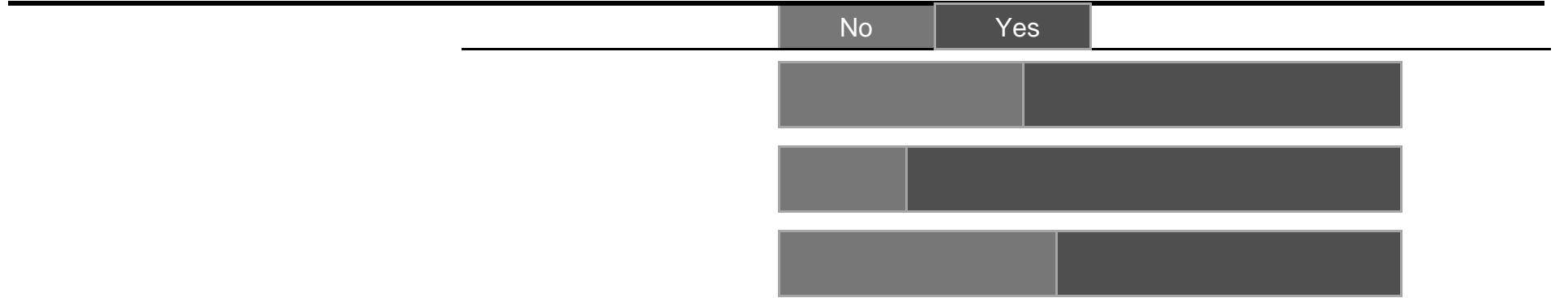



Portland Public Schools Successful Schools Survey  
 Middle Grades Student Response 2016-17

Harrison Park



---

	No	Yes	I don't know	
--	----	-----	--------------	--

---

---

---

No, Never			
-----------	--	--	--

Portland Public Schools Successful Schools Survey  
Middle Grades Student Response 2016-17

Harrison Park



Portland Public Schools Successful Schools Survey  
Middle Grades Student Responses 2016r17

Harrison Park

In the past 30 days, did you miss school for any of the following reasons?

(Because students could select more than one category, totals will exceed 100%.)

Does not apply, I didn't miss any school.

Illness (feeling physically sick), including problems with breathing or your teeth.

Felt very sad, hopeless, anxious, stressed, or angry.

Didn't get enough sleep.

Didn't

Wanted to spend time with friends who don't go to your school.

Wanted to use alcohol or drugs. ....

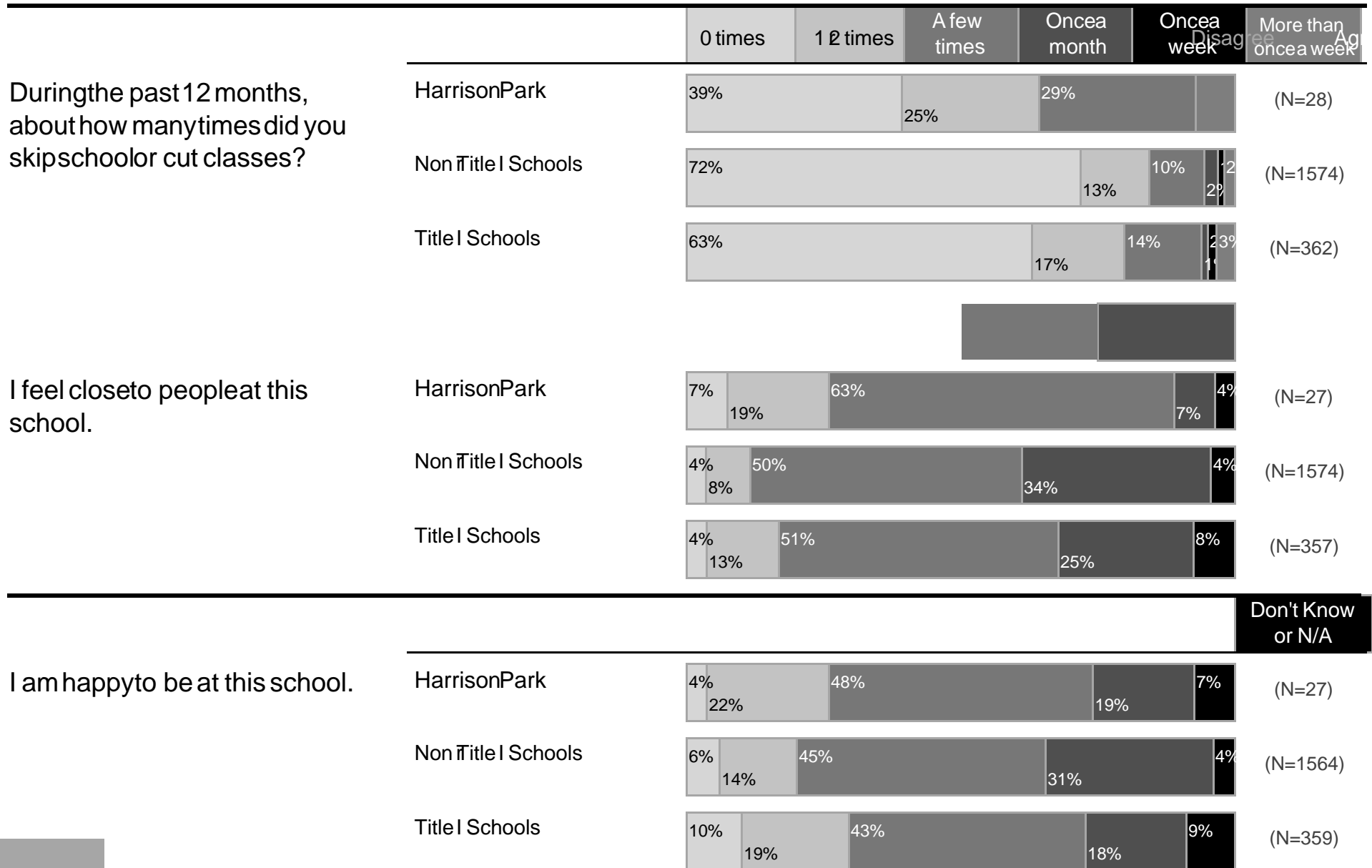
Were behind in schoolwork or weren't prepared for a test or class assignment. ....

Were bored with assignment. ....

.....  
.....

Portland Public Schools Successful Schools Survey  
Middle Grades Student Response 2016-17


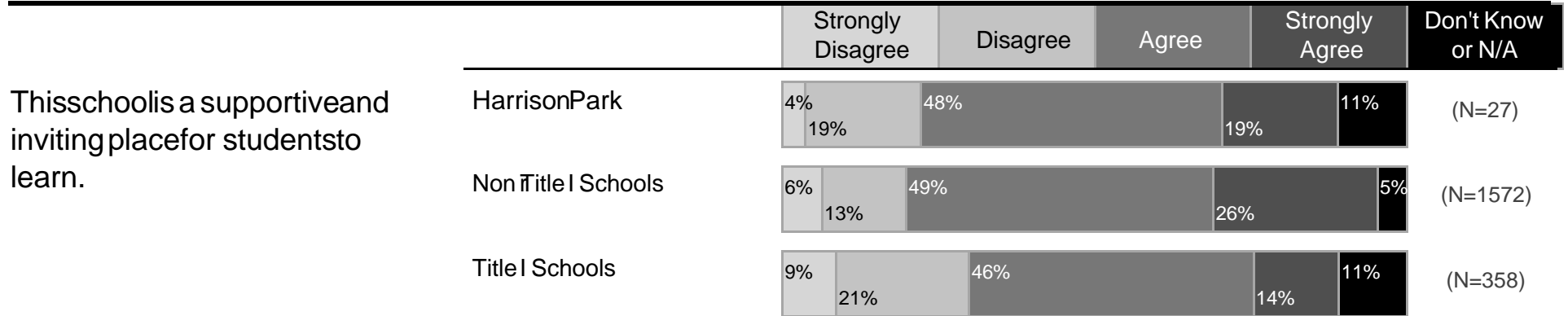

Harrison Park



Portland Public Schools Successful Schools Survey  
Middle Grades Student Response 2016-17

Harrison Park

Page 6







Strongly Disagree Disagree Don't Know or N/A



HarrisonPark



Non Title I Schools



Title I Schools





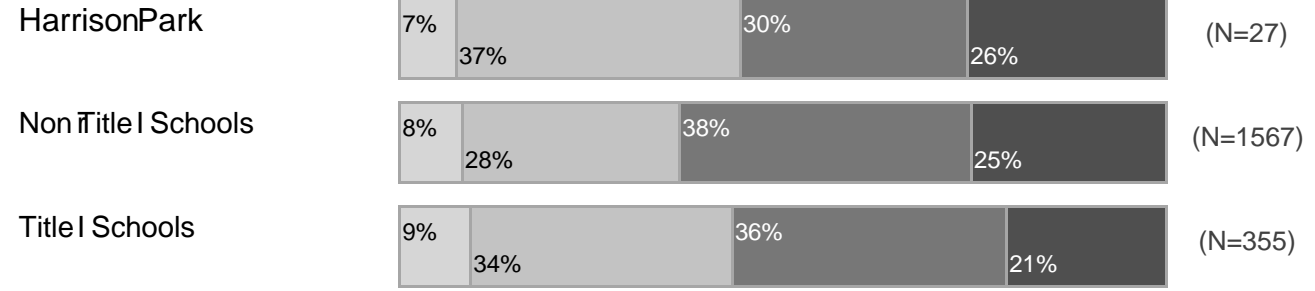
# Portland Public Schools Successful Schools Survey

Harrison Park




Harrison True      Very Much True

At my school there is a teacher or someone else who really cares about me.



At my school there is a teacher or someone else who tells



# Portland Public Schools Successful Schools Survey

## Middle Grades Student Response 2016/17

Harrison Park

	Not True at All	A Little True	Pretty Much True	Very Much True
--	-----------------	---------------	------------------	----------------






	Not True at All	A Little True	Pretty Much True	Very Much True
--	-----------------	---------------	------------------	----------------

	Not True at All	A Little True	Pretty Much True	Very Much True
--	-----------------	---------------	------------------	----------------


Portland Public Schools Successful Schools Survey  
Middle Grades Student Response 2016-17

Harrison Park




Harrison Park

How safe do you feel when you are at school?



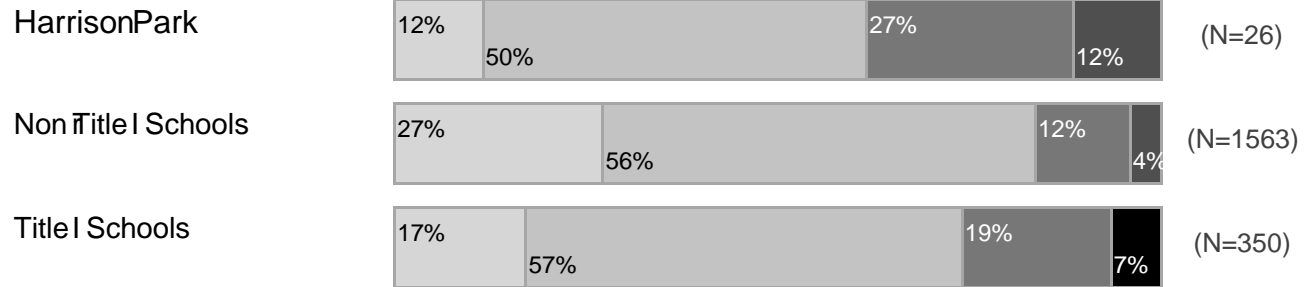
Very Safe      Safe

Harrison



Very Safe      Safe

How safe do you feel in the hallways?







HarrisonPark



Portland Public Schools Successful Schools Survey  
Middle Grades Student Response 2016-17




Harrison Park



Portland Public Schools Successful Schools Survey  
Middle Grades Student Response 2016-17

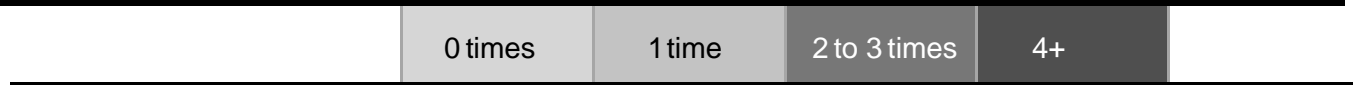
Harrison Park

Page 18




Portland Public Schools Successful Schools Survey  
Middle Grades Student Response 2016-17

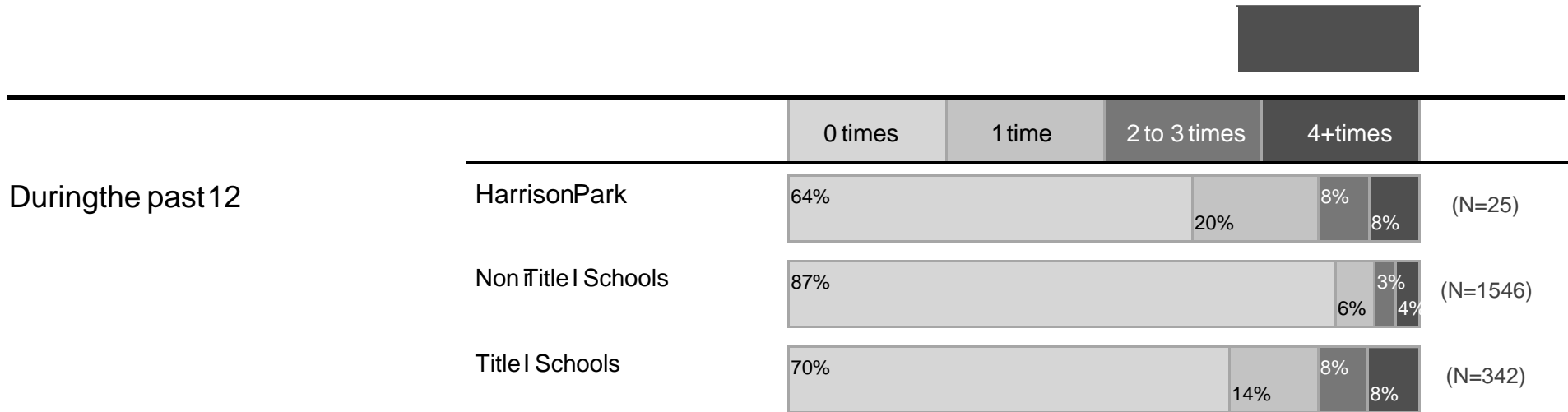
Harrison Park



During the past 12 months, how many times on school property have you been threatened with harm or

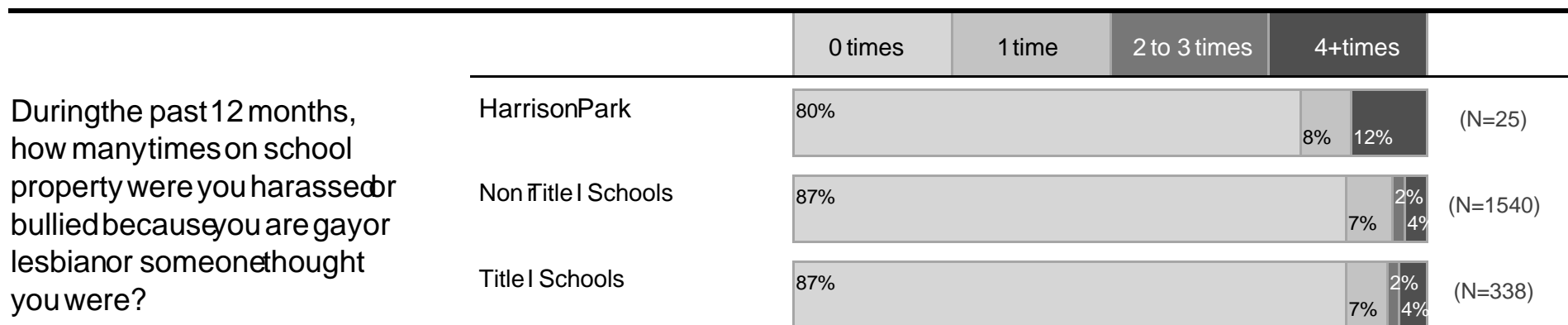
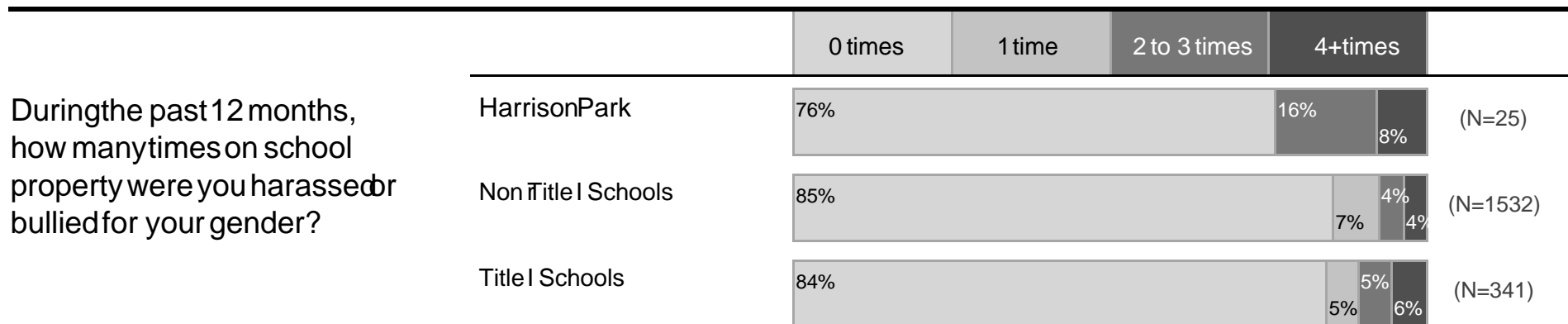



injury? How many times on school property have you been made the subject of, insulted, or called names?



Portland Public Schools Successful Schools Survey  
Middle Grades Student Response 2016-17

Harrison Park



HarrisonPark

Portland Public Schools Successful Schools Survey  
 Middle Grades Student Response 2016-17

Harrison Park

During the past 12 months, did you ever feel so sad or hopeless almost every day for two weeks or more that you stopped doing some usual activities?



Portland Public Schools Successful Schools Survey  
Middle Grades Student Response 2016-17

Harrison Park

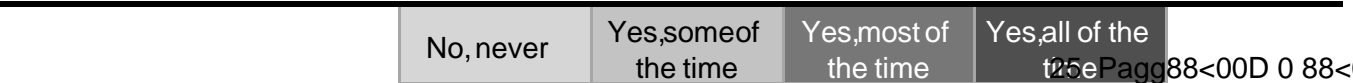
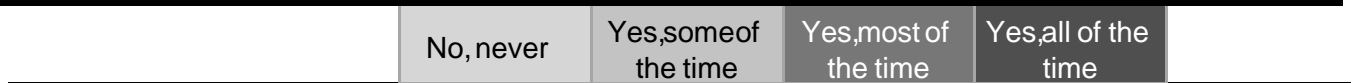
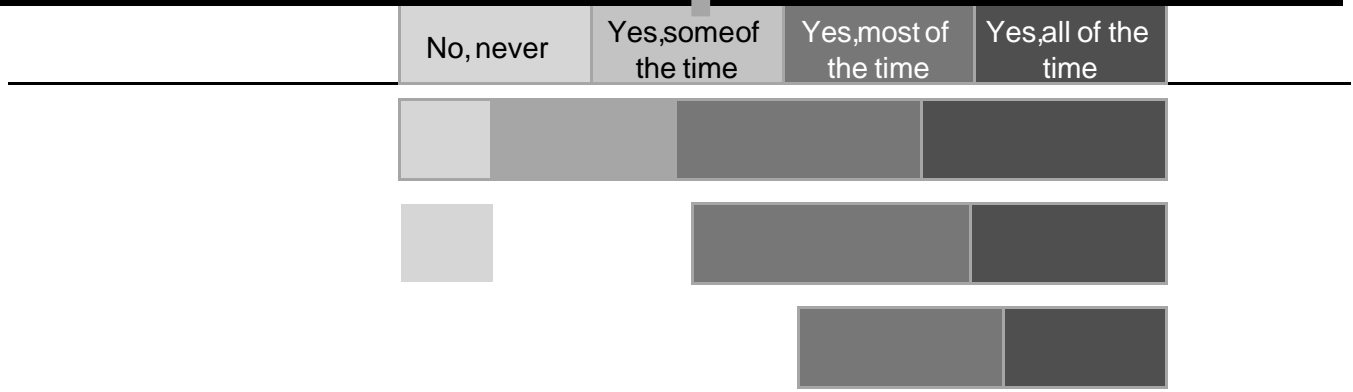
Page 24





Portland Public Schools Successful Schools Survey  
 Middle Grades Student Response 2016-17

Harrison Park



W}œ š o v W μ o] ^•Z}μ}o• ^Z}o• ^μœÀ Ç  
D] o 'œ • ^š μ v š Z • %}v• • îîîòríó

, œœ]•}v W œl

W P îò z •  
šZ š]u šZ

D Ç D š Z œ %}œ š Òuti,1 œœEd s}D (Wòœs}D1 •™žulf'(†'sr\1W#x(ŨF ie# sv' \$•Žó t\$ 1 •™žóDsv' \$•Žósv'1 .ülVG 9

îî9	îð9
-----	-----

E}vrd]šo / ^ Z}}o• ð9 îî9 ðî9 ~EAíñîð•

îð9	îî9	ðî9
-----	-----	-----

d]šo / ^ Z}}o• ó9 îð9 îî9 ~EAíîî•

ó9	îð9	îî9
----	-----	-----

/ vi}Ç uÇ D š Z š]u ]v o ••X ð9 îð9 ~EAíñ•

E}vrd]šo / ^ Z}}o• îð9 îð9 ~EAíñîñ•

d]šo / ^ Z}}o• îð9 îî9 ~EAíîî•

oo } ( š Z u D } • š } ( š Z u } ( œ p (
--

,}Á u vÇ ‹μ •š}}v• ]v šZœœ]•}v W œl ðð9 îð9 ~EAíñ•

•μœÀ Ç ] Ç}μ v•Á œ E}vrd]šo / ^ Z}}o• ðð9 îî9 ~EAíñíí•

Z}v •šoÇM d]šo / ^ Z}}o• óî9 îñ9 ð9 ~EAíîí•

óî9	îñ9	ð9
-----	-----	----

W}œš o v Wμ o] ^•Z}∞•^Z}o• ^μœÀ Ç  
D] o 'œ • ^šμ v š Z •%o}v• • îîîòríó

, œœ]•}v W œI



W } OE š o v W μ o ] ^ • Z μ } ∞ • ^ Z μ } } o • ^ μ OE À Ç

, OE OE ] • } v W OE I

Portland Public Schools Successful Schools Survey

Middle Grades

Harrison Park

Portland Public Schools Successful Schools Survey  
Middle Grades Student Response 2016-17

Harrison Park

Page 30

---

Below is a list of terms that people often use to describe their

sexuality or orientation. (or) Tj /TT34.7935f .831 0 TD 0 Tc <0003>Tj /TT4 1 Tf .2228 0 TD -.00(H-7.their)Tj /TT3 1859 1.4051 0

Portland Public Schools Successful Schools Survey  
Middle Grades Student Response 2016-17

Harrison Park

What races/ethnicities do you consider yourself?

Total Students: 28

(Because students could select more than one category, totals will exceed 100%.)

African American	7%
African	0%
Burundian	0%
Eritrean	0%
Ethiopian	0%
Somali	7%
Other African	4%
Other Black	
Caribbean Islands	0%
Other Black	0%
American Indian/Alaska Native	0%
Alaska Native	0%
Burns Paiute Tribe	0%
Confederated Tribes of the Coos, Lower Umpqua & Siuslaw Indians	0%
Confederated Tribes of the Grand Ronde Community of Oregon	0%
Confederated Tribes of Siletz Indians	0%
Confederated Tribes of the Umatilla Indian Reservation	0%
Confederated Tribes of Warm Springs	4%
Coquille Indian Tribe	0%

American Indian/Alaska Native (continued)	
Cow Creek Band of Umpqua Tribe of Indians	0%
Klamath Tribes	0%
Other American Indian Tribe/Nation	0%
Native/Indigenous to Canada	0%
Asian	4%
Asian Indian	0%
Burmese	0%
Cambodian	4%
Chinese	7%
Filipino	0%
Hmong	4%
Japanese	0%
Karen	0%
Korean	0%
Laotian	0%
Mien	0%
Nepali	0%
Thai	0%
Tibetan	0%
Vietnamese	14%
Other Asian	4%

Portland Public Schools Successful Schools Survey  
Middle Grades Student Response 2016-17

Harrison Park

What races/ethnicities do you consider yourself?

Total Students: 28

(Because students could select more than one category, totals will exceed 100%.)

Hispanic/Latino .....	4%
Caribbean Islands .....	0%
Central American Countries .....	4%
Indigenous Mexican, Central American or South American .....	0%
Mexican .....	11%
South American Countries .....	4%
Other Hispanic/Latino .....	4%
Middle Eastern/North African .....	4%
Pacific Islander .....	7%
Chuukese .....	11%
Guamanian or Chamorro .....	0%
Micronesian .....	0%
Native Hawaiian .....	0%
Samoan .....	0%
Tongan .....	0%
Other Pacific Islander .....	0%
White .....	11%
Romanian .....	4%
Russian .....	7%
Ukrainian .....	4%
European Countries .....	0%
Other White .....	4%
Blank .....	18%



