

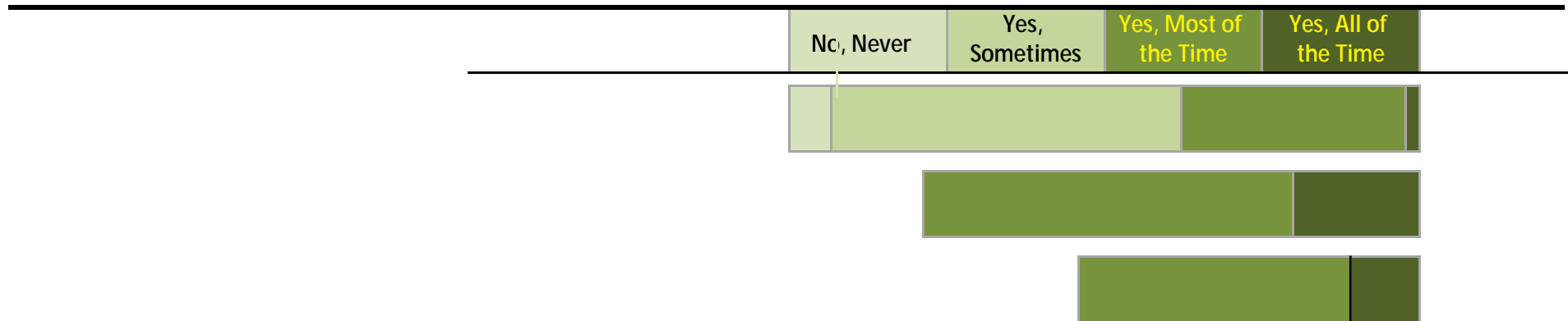
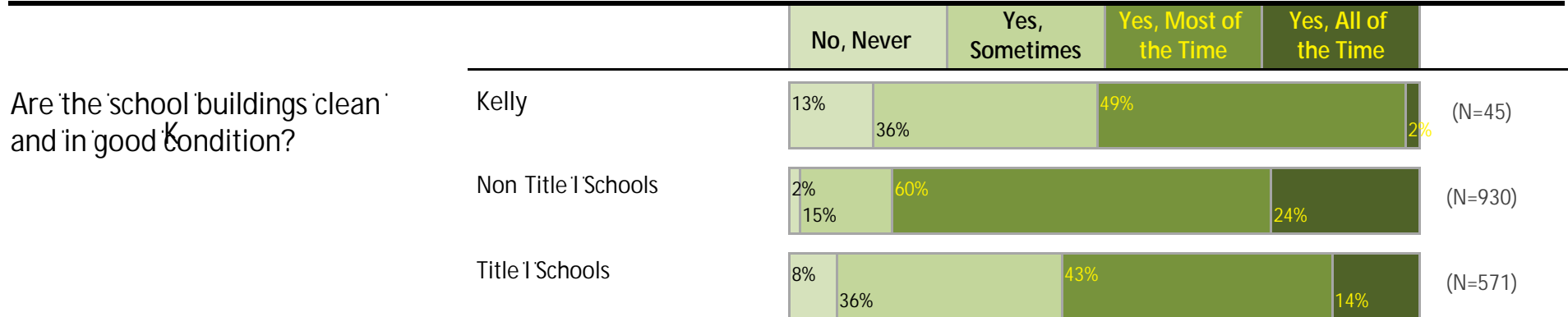
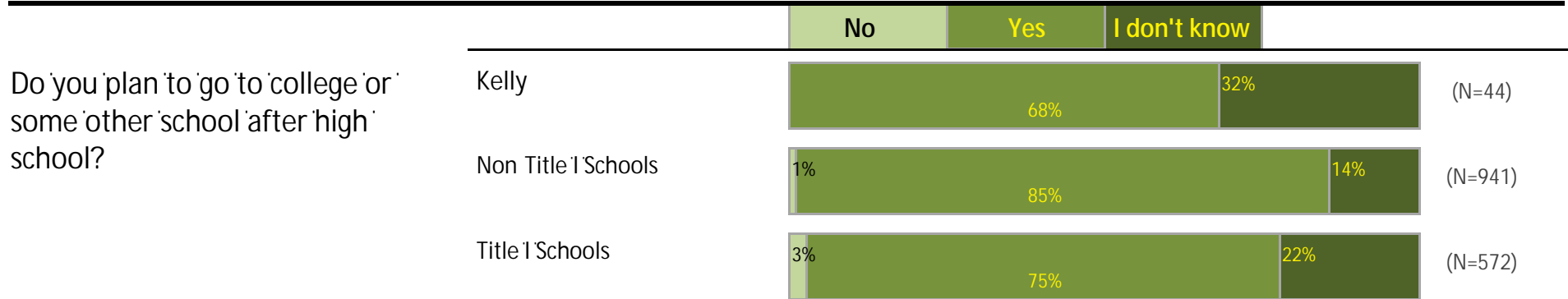
No Yes



Portland Public Schools Successful Schools Survey

Elementary School Student Responses 2016 17

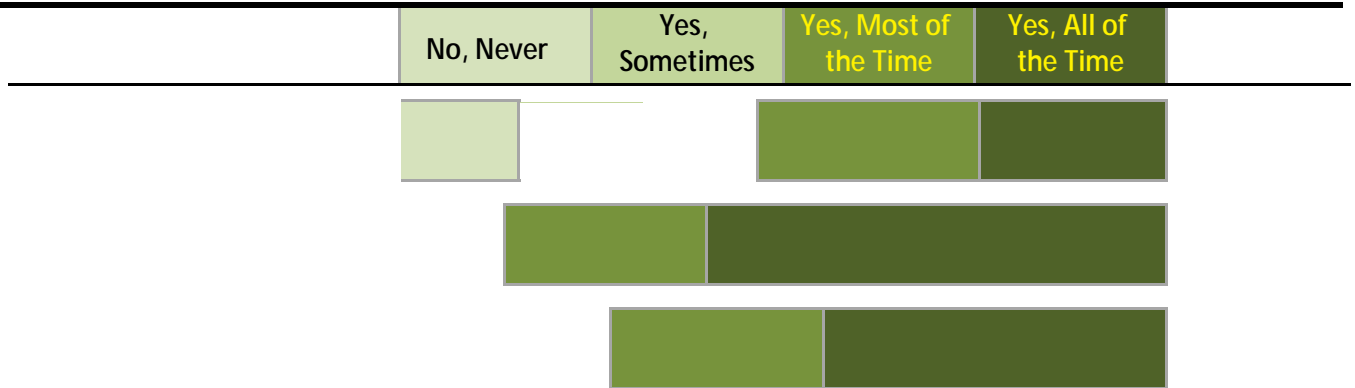
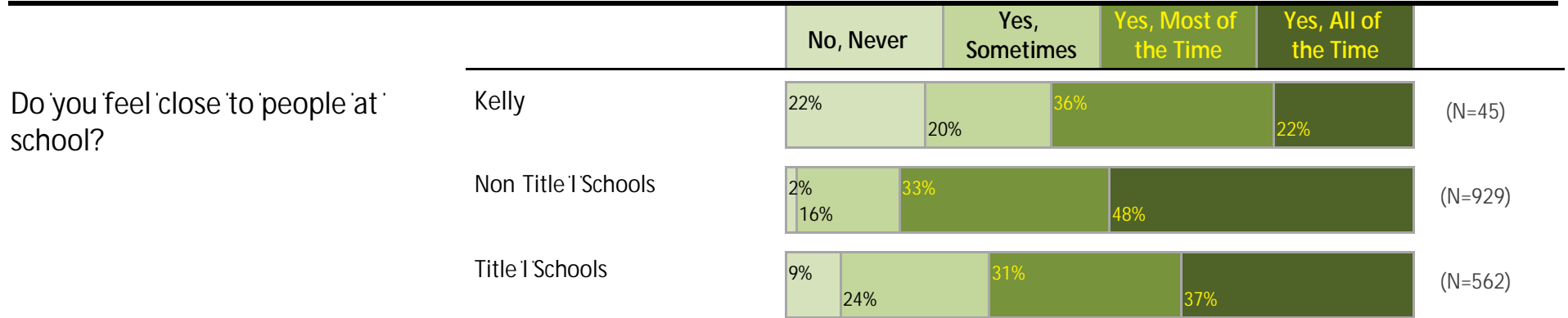

Kelly



Portland Public Schools Successful Schools Survey

Elementary School Student Responses 2016 17

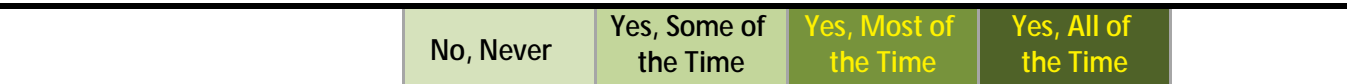
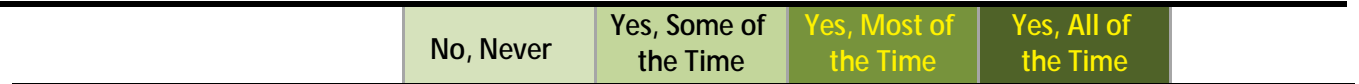
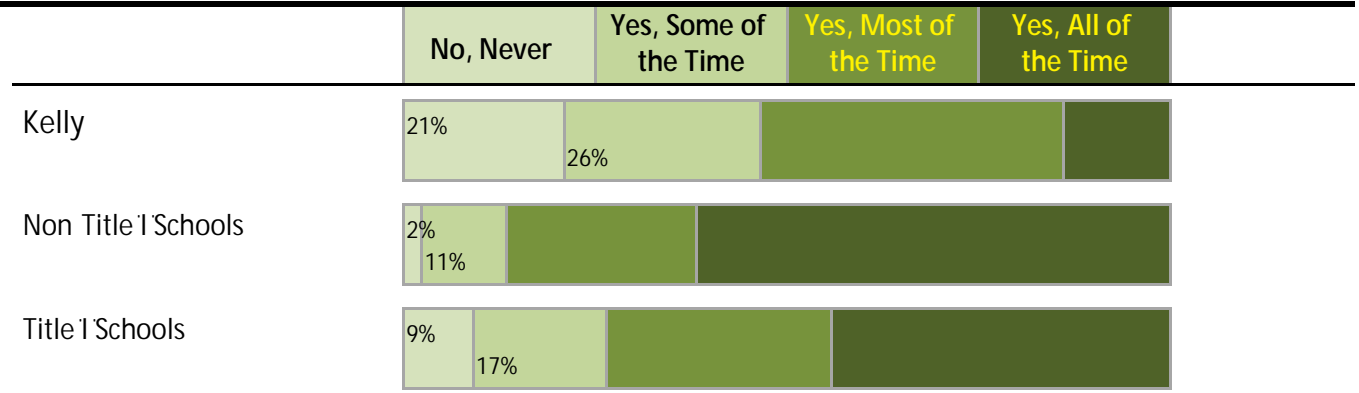
Kelly



Portland Public Schools Successful Schools Survey

Elementary School Student Responses 2016 17

Kelly



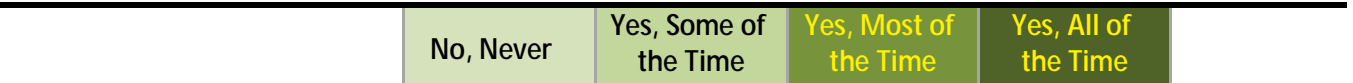
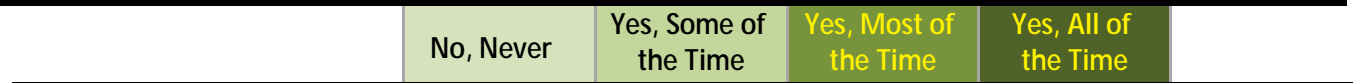
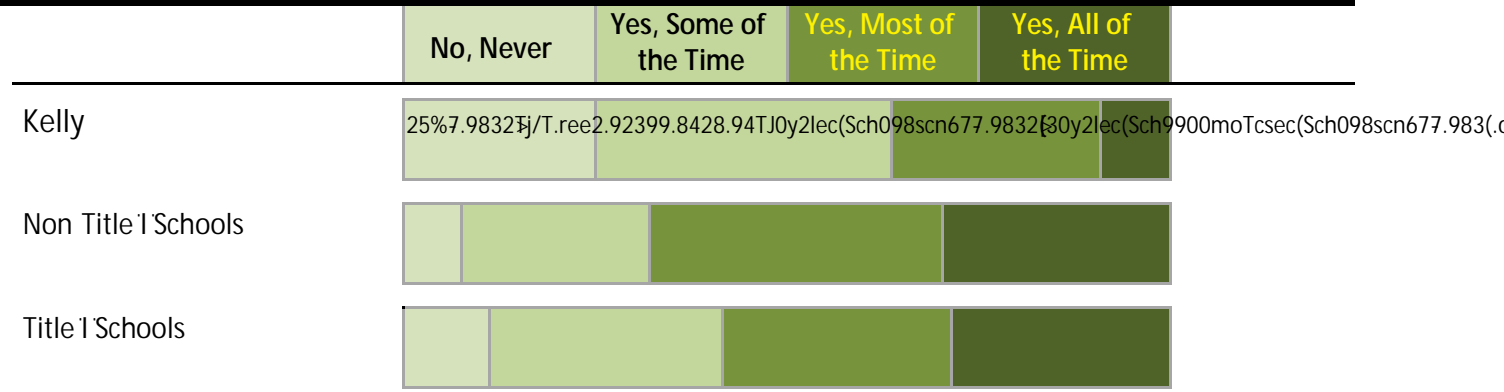
Portland Public Schools Successful Schools Survey
Elementary School Student

Kelly

Portland Public Schools Successful Schools Survey

Elementary School Student Responses 2016 17

Kelly



Portland Public Schools Successful Schools Survey

Elementary School Student Responses 2016 17

Kelly

	No, Never	Yes, Some of the Time	Yes, Most of the Time	Yes, All of the Time
--	-----------	-----------------------	-----------------------	----------------------



	No, Never	Yes, Some of the Time	Yes, Most of the Time	Yes, All of the Time
--	-----------	-----------------------	-----------------------	----------------------

	No, Never	Yes, Some of the Time	Yes, Most of the Time	Yes, All of the Time
--	-----------	-----------------------	-----------------------	----------------------

Portland Public Schools Successful Schools Survey

Elementary School Student Responses 2016 17

Kelly

Yes,

	No, Never	Yes, Some of the Time	Yes, Most of the Time	Yes, All of the Time	
--	-----------	-----------------------	-----------------------	----------------------	--



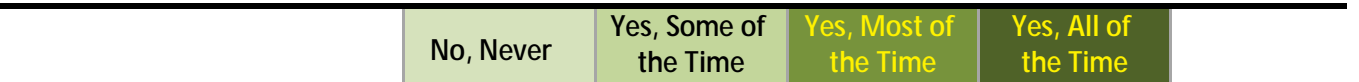
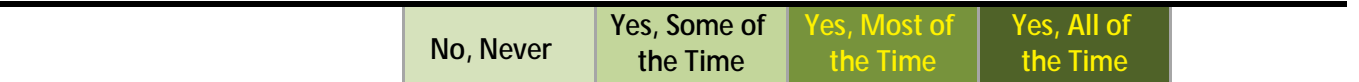
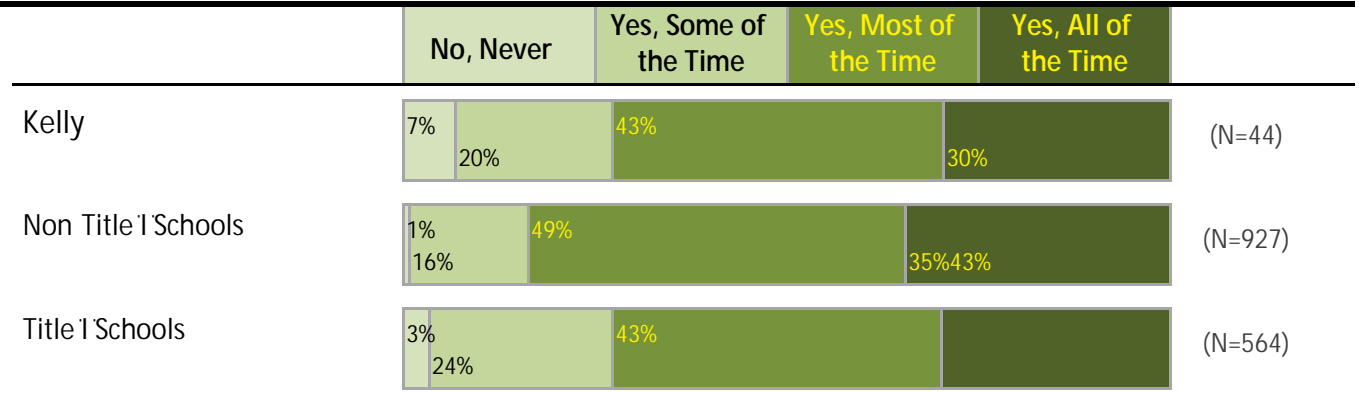
	No, Never	Yes, Some of the Time	Yes, Most of the Time	Yes, All of the Time	
--	-----------	-----------------------	-----------------------	----------------------	--

	No, Never	Yes, Some of the Time	Yes, Most of the Time	Yes, All of the Time	
--	-----------	-----------------------	-----------------------	----------------------	--

Portland Public Schools Successful Schools Survey

Elementary School Student Responses 2016 17

Kelly

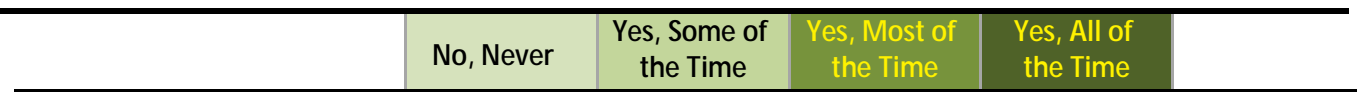
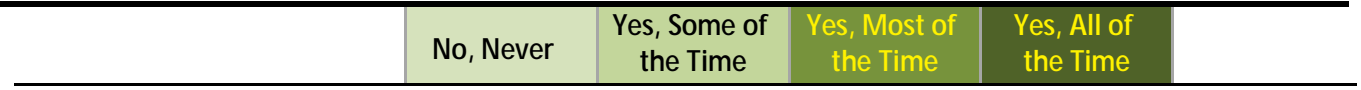
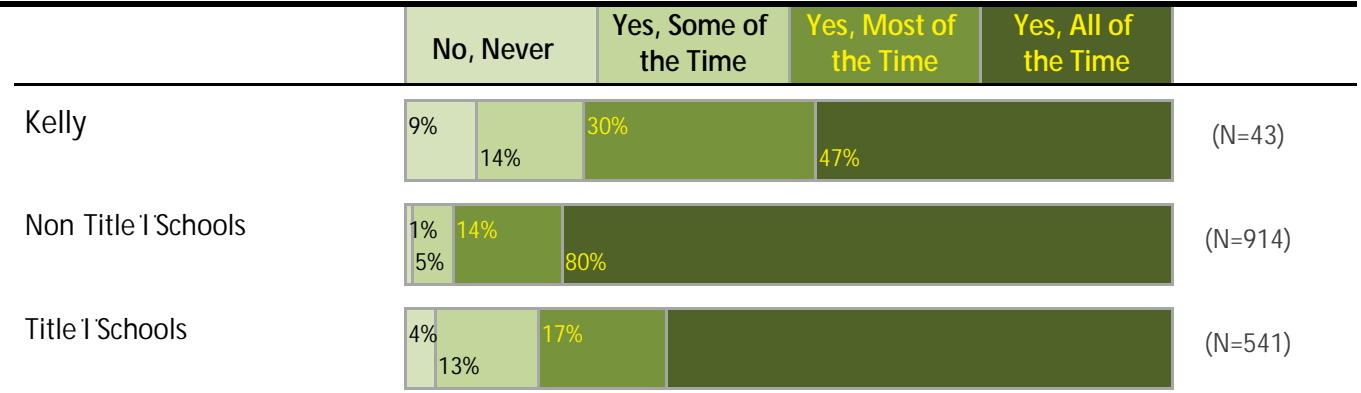


No, Never	Yes, Some of the Time	Yes, Most of the Time	Yes, of
-----------	-----------------------	-----------------------	---------

Portland Public Schools Successful Schools Survey

Elementary School Student Responses 2016 17

Kelly



Portland Public Schools Successful Schools Survey

Elementary School Student Responses 2016 17

Kelly



No, Never	Yes, Some of the Time	Yes, Most of the Time	Yes, All of the Time
-----------	-----------------------	-----------------------	----------------------

No, Never	Yes, Some of the Time	Yes, Most of the Time	Yes, All of the Time
-----------	-----------------------	-----------------------	----------------------

Portland Public Schools Successful Schools Survey
Elementary School Student Responses 2016 17


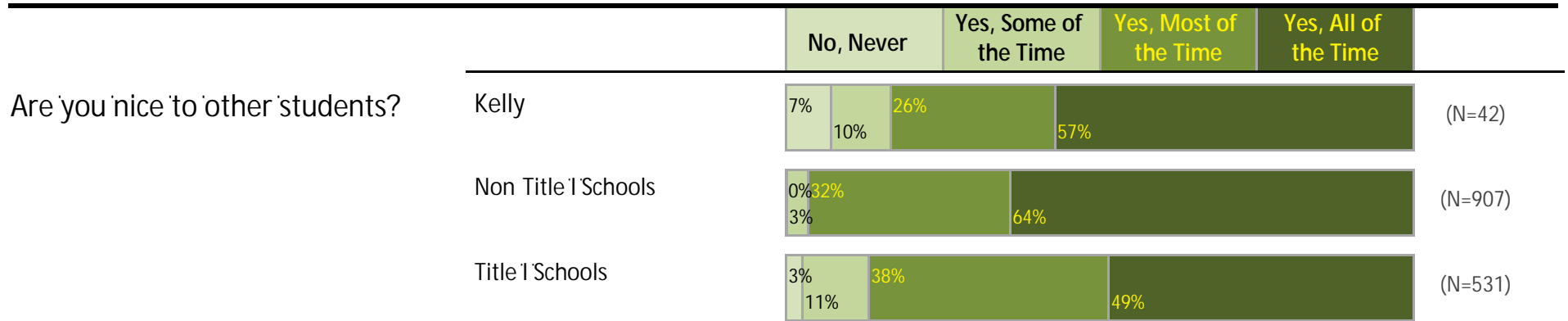
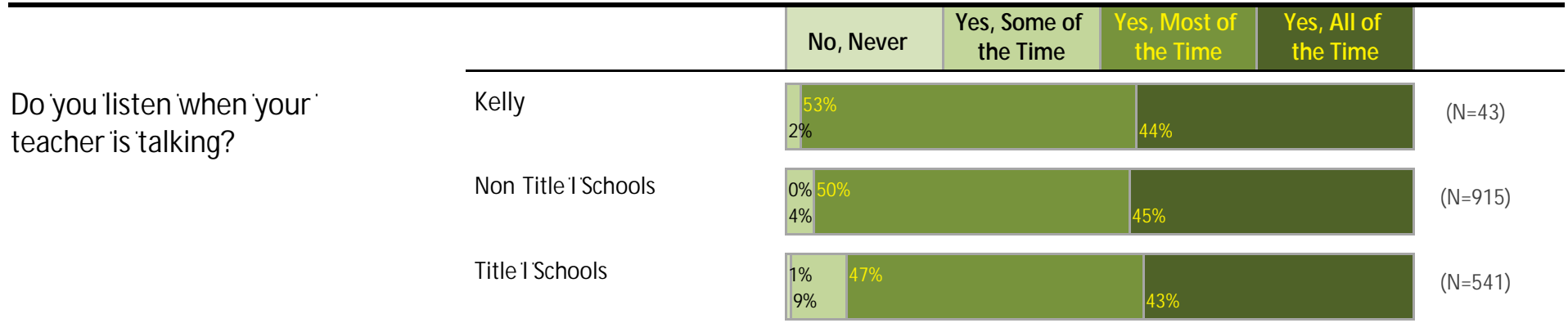
Kelly



Portland Public Schools Successful Schools Survey

Elementary School Student Responses 2016 17

Kelly








Portland Public Schools Successful Schools Survey

Elementary School Student Responses 2016 17

Kelly



Portland Public Schools Successful Schools Survey Elementary School Student Responses 2016 17

Kelly

	No, Never	Yes, Some of the Time	Yes, Most of the Time	Yes, All of the Time	
--	-----------	-----------------------	-----------------------	----------------------	--



|

Kelly

No, Never	Yes, Some of the Time	Yes, Most of the Time	Yes, All of the Time
-----------	-----------------------	-----------------------	----------------------

No, Never	Yes, Some of the Time	Yes, Most of the Time	Yes, All of the Time
-----------	-----------------------	-----------------------	----------------------

Portland Public Schools Successful Schools Survey Elementary School Student Responses 2016 17



	No, Never	Yes, Some of the Time	Yes, Most of the Time	Yes, All of the Time	
--	-----------	-----------------------	-----------------------	----------------------	--

	No, Never	Yes, Some of the Time	Yes, Most of the Time	Yes, All of the Time	
--	-----------	-----------------------	-----------------------	----------------------	--

Portland Public Schools Successful Schools Survey

Elementary School Student Responses 2016 17

Kelly

	No, Never	Yes, Some of the Time	Yes, Most of the Time	Yes, All of the Time
--	-----------	-----------------------	-----------------------	----------------------



	No, Never	Yes, Some of the Time	Yes, Most of the Time	Yes, All of the Time
--	-----------	-----------------------	-----------------------	----------------------

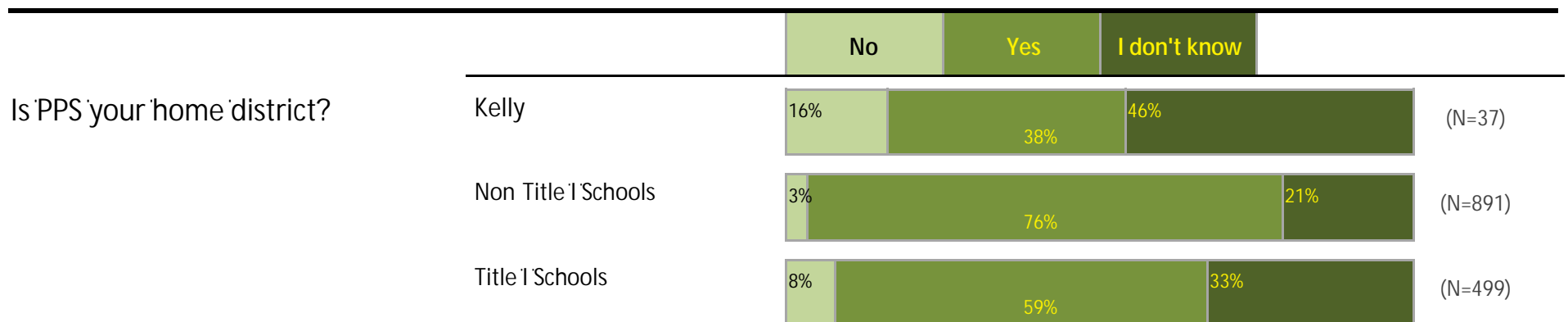
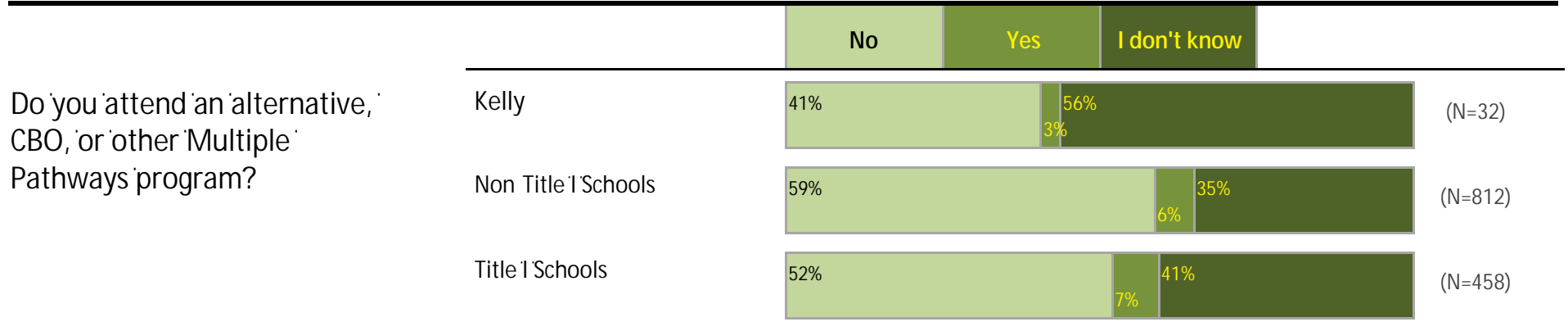
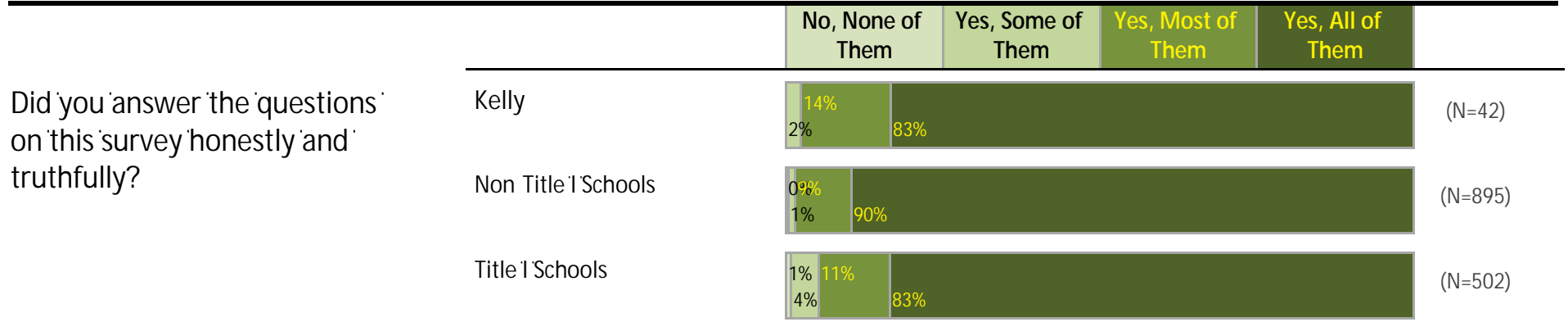
	No, Never	Yes, Some of the Time	Yes, Most of the Time	Yes, All of the Time
--	-----------	-----------------------	-----------------------	----------------------

Kelly

Portland Public Schools Successful Schools Survey

Elementary School Student Responses 2016 17

Kelly





Portland Public Schools Successful Schools Survey
Elementary School Student Response 2016/17

Kelly

If you are in an immersion

Portland Public Schools Successful Schools Survey Elementary School Student Response 2016-17

Kelly

What races/ethnicities do you consider yourself?

Total Students: 45

(Because students could select more than one category, totals will exceed 100%.)

African American	9%
African	0%
Burundian	0%
Eritrean	0%
Ethiopian	0%
Somali	2%
Other African	0%
Other Black	
Caribbean Islands	0%
Other Black	4%
American Indian/Alaska Native	4%
Alaska Native	2%
Burns Paiute Tribe	0%
Confederated Tribes of the Coos, Lower Umpqua & Siuslaw Indians	0%
Confederated Tribes of the Grand Ronde Community of Oregon	0%
Confederated Tribes of Siletz Indians	0%
Confederated Tribes of the Umatilla Indian Reservation Indians	0%
Confederated Tribes of Warm Springs	0%
Coquille Indian Tribe	0%

American Indian/Alaska Native (continued)	
Cow Creek Band of Umpqua Tribe of Indians	0%
Klamath Tribes	0%
Other American Indian Tribe/Nation	2%
Native/Indigenous to Canada	0%
Asian	13%
Asian Indian	0%
Burmese	2%
Cambodian	2%
Chinese	4%
Filipino	0%
Hmong	0%
Japanese	0%
Karen	0%
Korean	2%
Laotian	2%
Mien	0%
Nepali	0%
Thai	0%
Tibetan	0%
Vietnamese	7%
Other Asian	0%

Portland

Kelly