

No Yes







Portland Public Schools Successful Schools Survey  
Elementary School Student Responses 2016 17

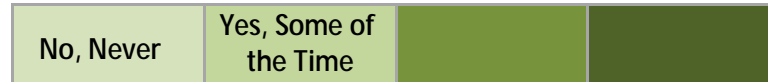
Rieke



No, Never	Yes, Some of the Time	Yes, Most	
-----------	-----------------------	-----------	--

Portland Public Schools Successful Schools Survey  
Elementary School Student Responses 2016 17

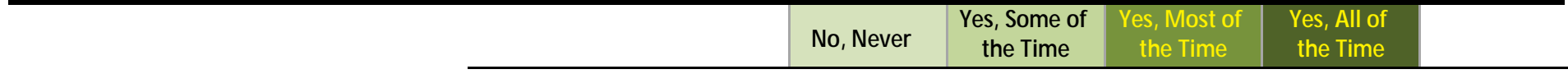
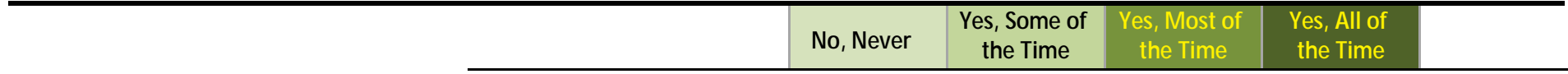

Rieke



# Portland Public Schools Successful Schools Survey

## Elementary School Student Responses 2016 17

Rieke



Portland Public Schools Successful Schools Survey  
 Elementary School Student Responses 2016 17

Rieke

	No, Never	Yes, Some of the Time	Yes, Most of the Time	Yes, All of the Time
--	-----------	-----------------------	-----------------------	----------------------



	No, Never	Yes, Some of the Time	Yes, Most of the Time	Yes, All of the Time
--	-----------	-----------------------	-----------------------	----------------------

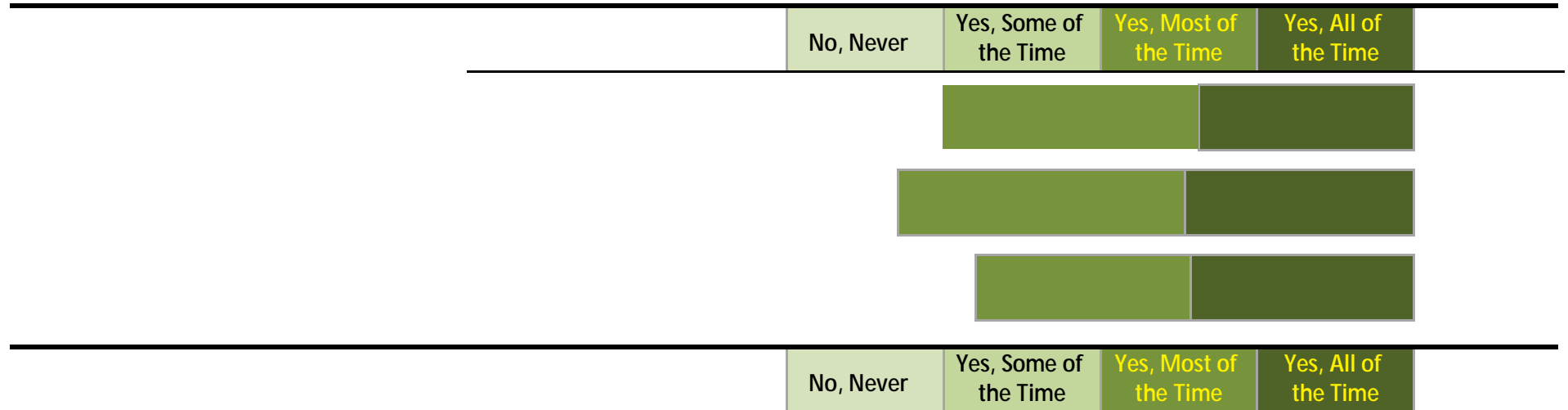
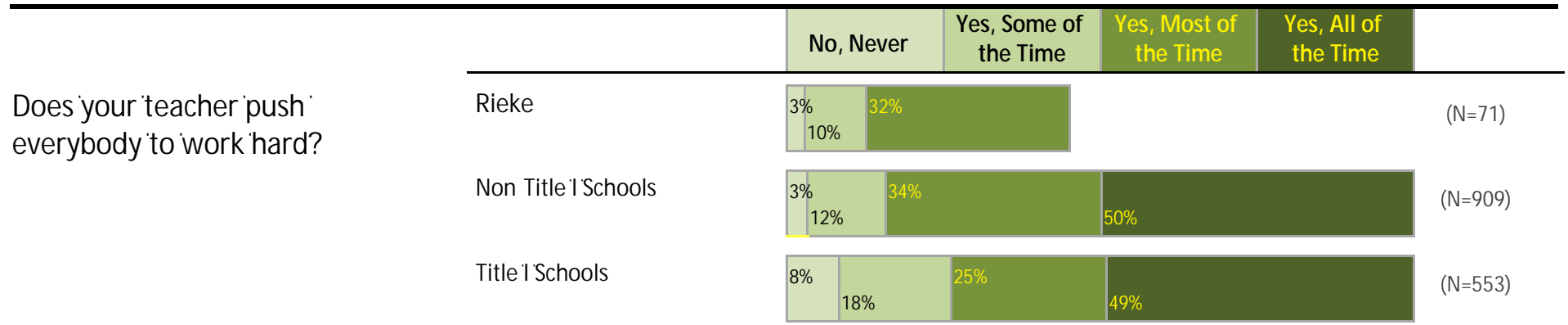
	No, Never	Yes, Some of the Time	Yes, Most of the Time	Yes, All of the Time
--	-----------	-----------------------	-----------------------	----------------------



# Portland Public Schools Successful Schools Survey

## Elementary School Student Responses 2016 17

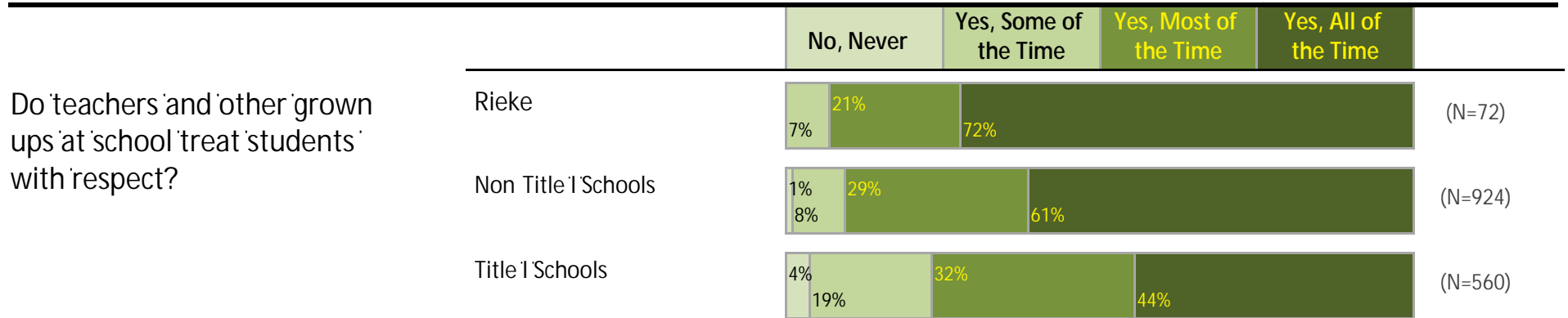
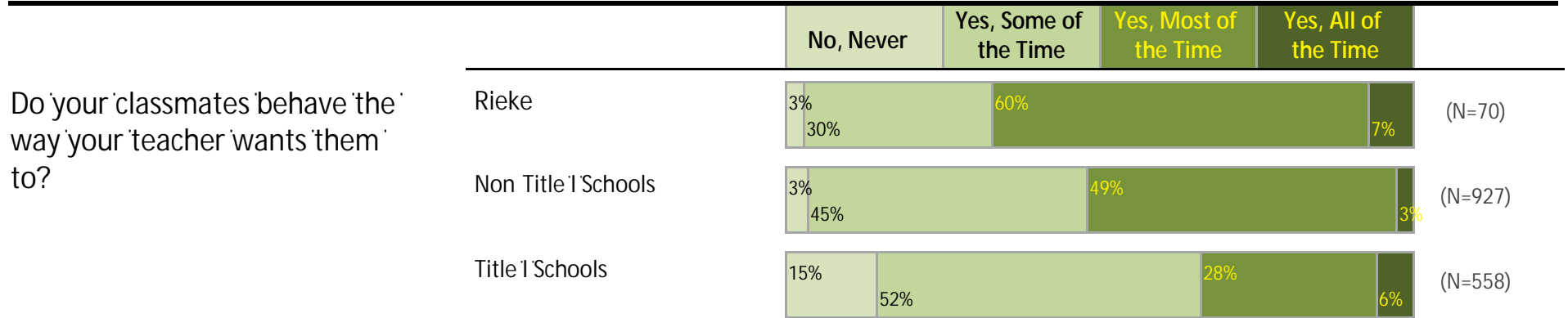
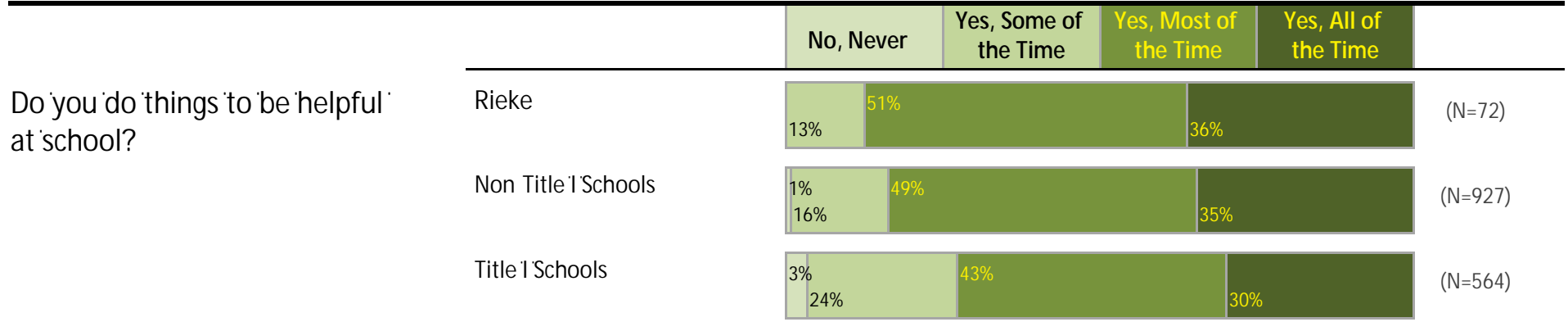
Rieke



# Portland Public Schools Successful Schools Survey

## Elementary School Student Responses 2016 17

Rieke



Port

Rieke

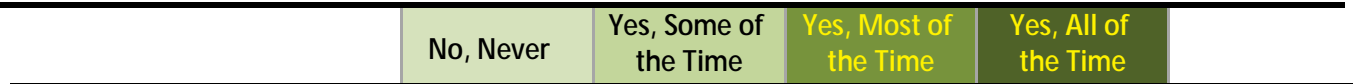
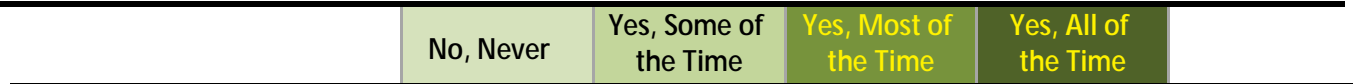
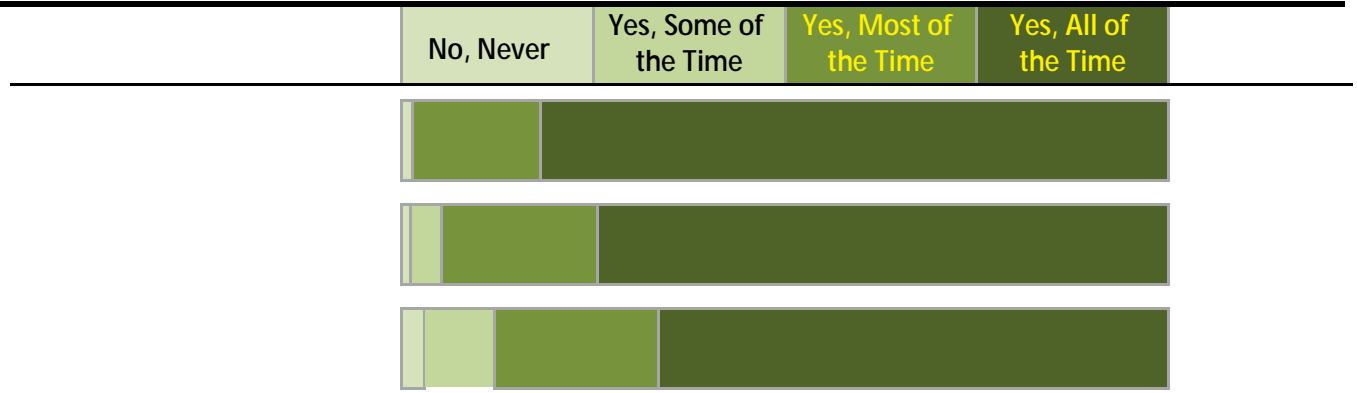
No, Never	Yes, Some of the Time	Yes, Most of the Time	Yes, All of the Time
-----------	-----------------------	-----------------------	----------------------

No, Never	Yes, Some of the Time	Yes, Most of the Time	Yes, All of the Time
-----------	-----------------------	-----------------------	----------------------

# Portland Public Schools Successful Schools Survey

## Elementary School Student Responses 2016 17

Rieke



Portland Public Schools Successful Schools Survey  
Elementary School Student Responses 2016 17

Rieke

---

	No, Never	Yes, Some of the Time	Yes, Most of the Time	Yes, All of the Time	
--	-----------	-----------------------	-----------------------	----------------------	--

---

---

	No, Never	Yes, Some of the Time	Yes, Most of the Time	Yes, All of the Time	
--	-----------	-----------------------	-----------------------	----------------------	--

---

---

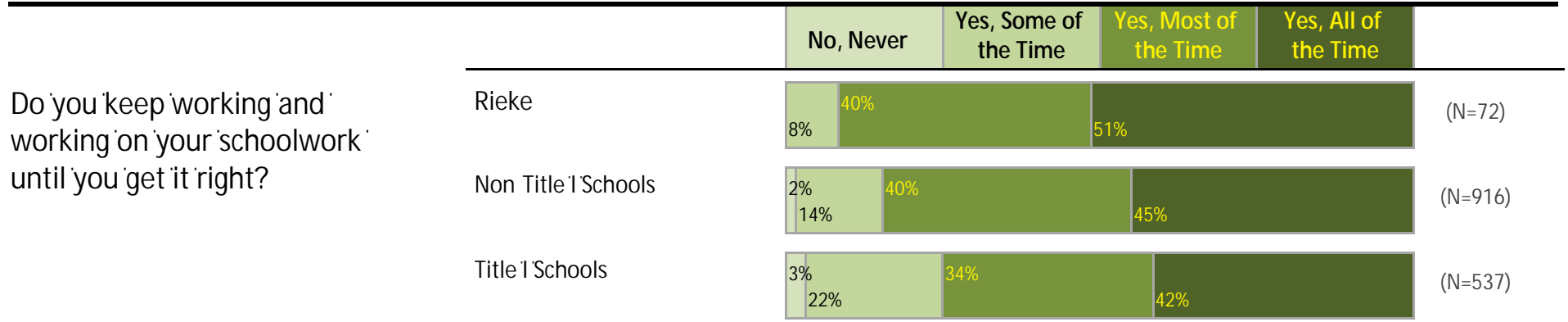
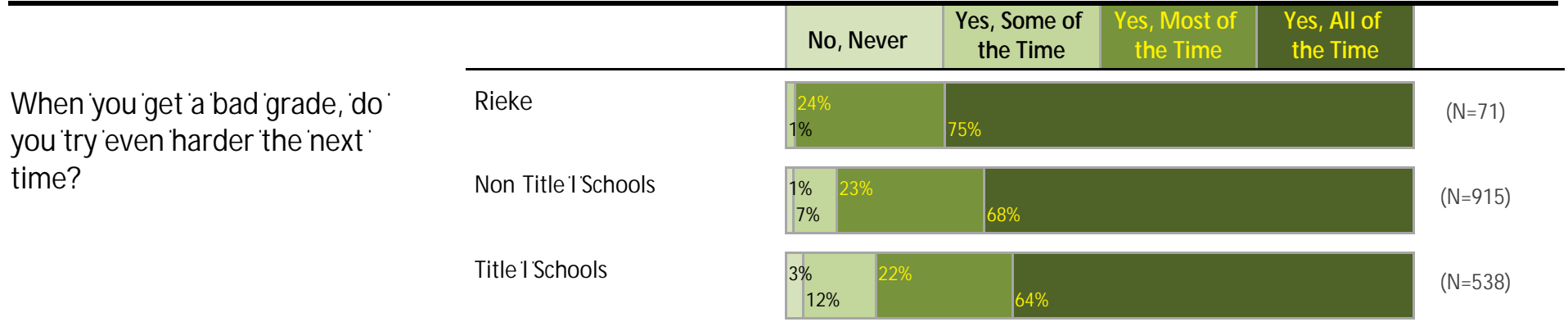
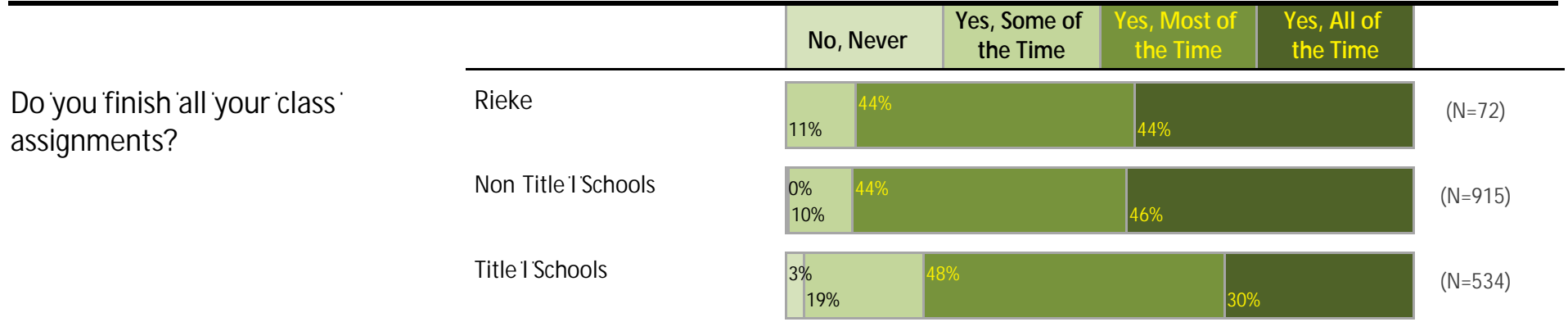
	No, Never	Yes, Some of the Time	Yes, Most of the Time	Yes, All of the Time	
--	-----------	-----------------------	-----------------------	----------------------	--

---

# Portland Public Schools Successful Schools Survey

## Elementary School Student Responses 2016 17

Rieke



**Portland Public Schools Successful Schools Survey  
Elementary School Student Responses**

Rieke

# Portland Public Schools Successful Schools Surve

Rieke




# Portland Public Schools Successful Schools Survey

## Elementary School Student Responses 2016 17

Rieke

	No, Never	Yes, Some of the Time	Yes, Most of the Time	Yes, All of the Time
--	-----------	-----------------------	-----------------------	----------------------


	No	Yes		
--	----	-----	--	--



	No, Never	Yes, Some of the Time	Yes, Most of the Time	Yes, All of the Time
--	-----------	-----------------------	-----------------------	----------------------

# Portland Public Schools Successful Schools Survey Elementary School Student Responses 2016 17

Rieke

	No, Never	Yes, Some of the Time	Yes, Most of the Time	Yes, All of the Time
				

	No, Never	Yes, Some of the Time	Yes, Most of the Time	Yes, All of the Time

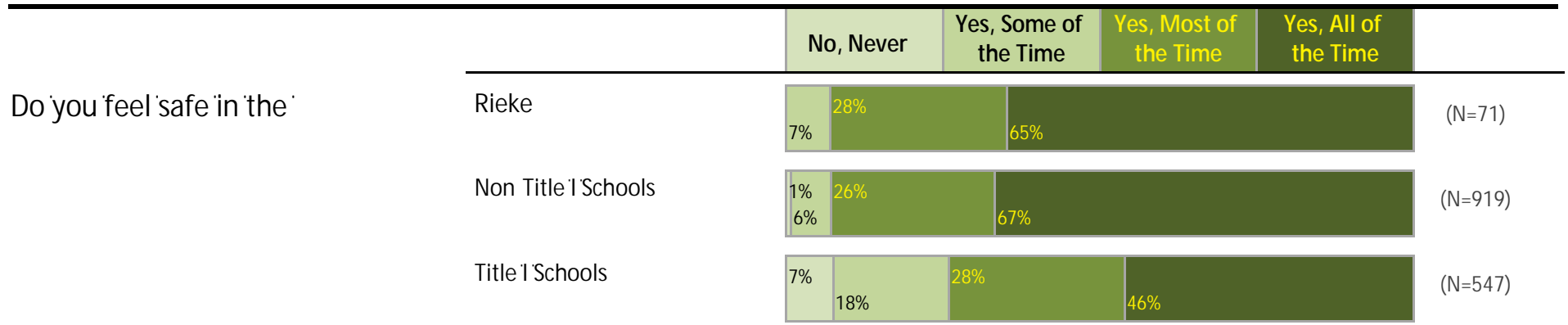
	No, Never	Yes, Some of the Time	Yes, Most of the Time	Yes, All of the Time

# Portland Public Schools

Rieke

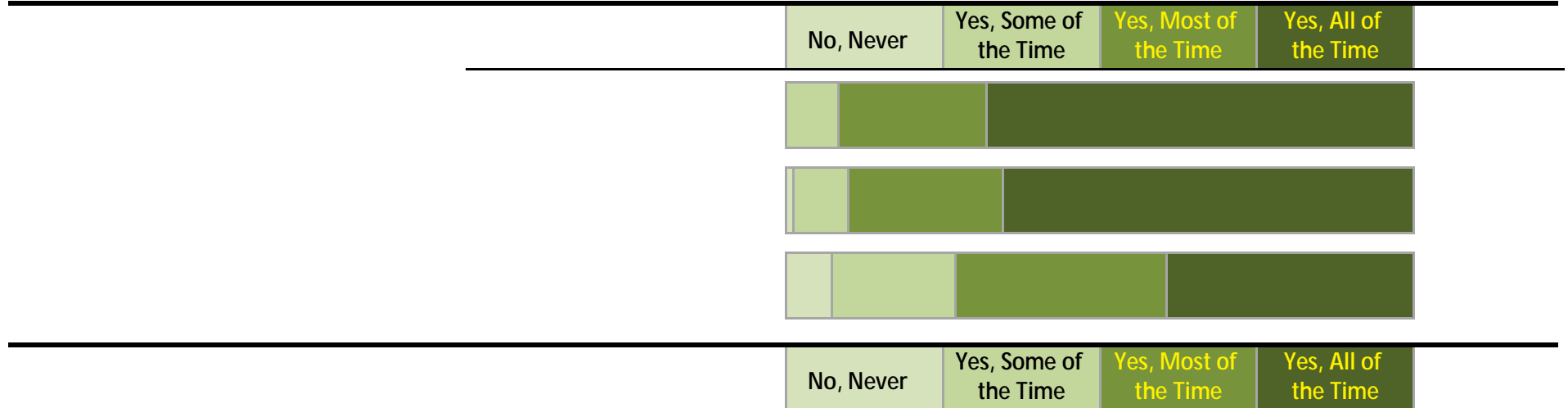
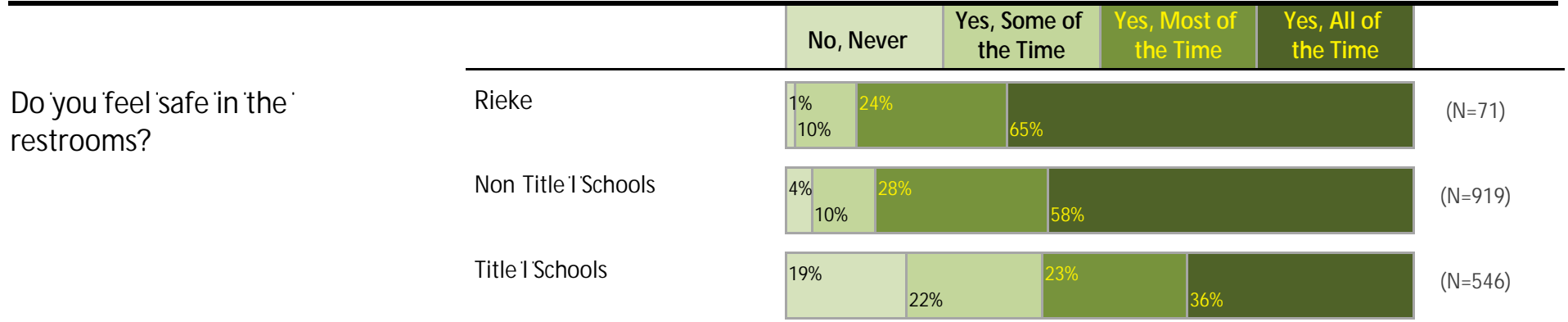
# Portland Public Schools Successful Schools Survey Elementary School Student Responses 2016 17

Rieke




# Portland Public Schools Successful Schools Survey Elementary School Student Responses 2016 17

Rieke



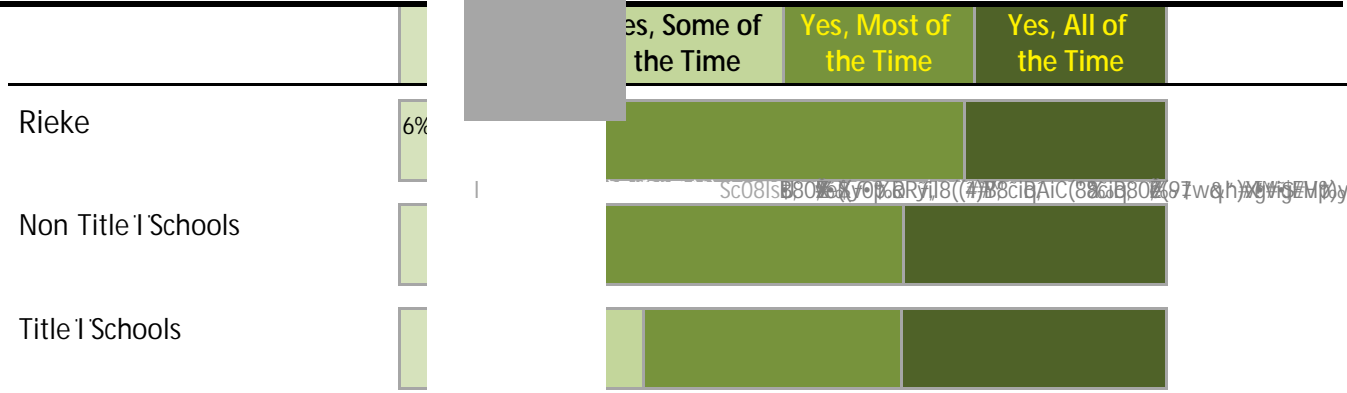


No, Never	Yes, Some of the Time	Yes, Most of the Time	Yes, All of the Time
-----------	-----------------------	-----------------------	----------------------



# Portland Public Schools Successful Schools Survey Elementary School Student Responses 2016-17

Rieke



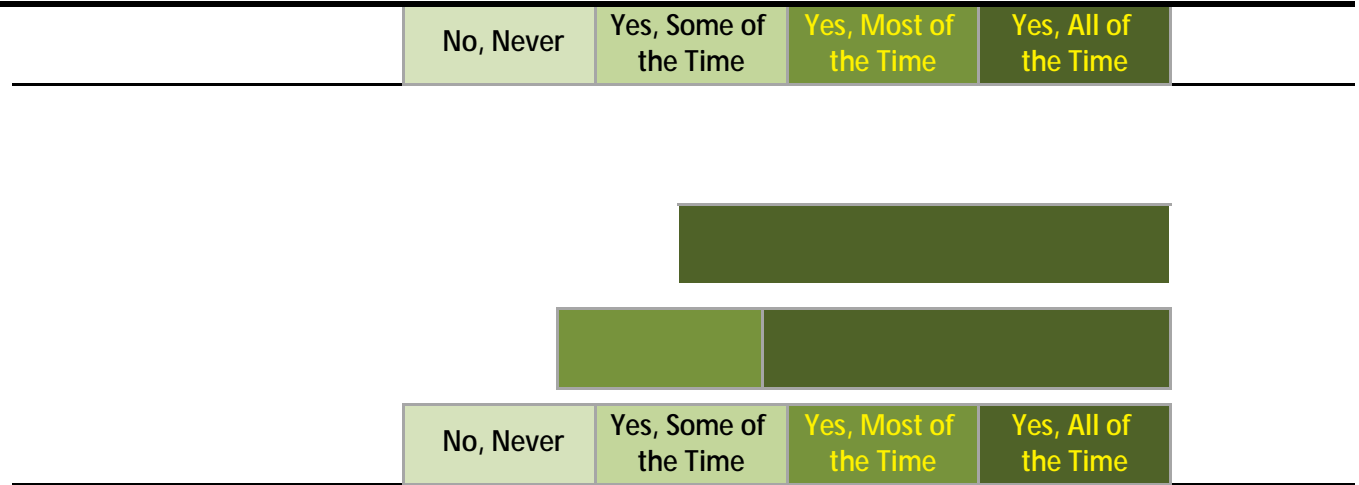
Yes, Some of the Time    Yes, Most of the Time    Yes, All of the Time

Yes, Some of the Time    Yes, Most of the Time    Yes, All of the Time

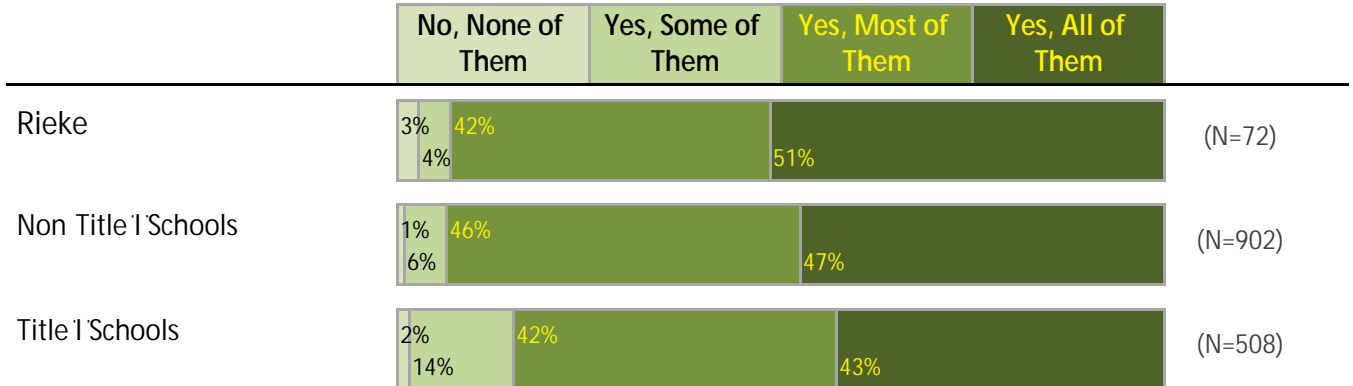


# Portland Public Schools Successful Schools Survey Elementary School Student Responses 2016 17

Rieke



Did you understand the questions on this survey?





# Portland Public Schools Successful Schools Survey Elementary School Student Responses 2016 17

Rieke

---

	10 or younger	11	12	13	Other
--	---------------	----	----	----	-------

---

---

	Male	Female	Other	
--	------	--------	-------	--

---

# Portland Public Schools Successful Schools Survey

## Elementary School Student Responses 2016 17

Rieke

If you are in an immersion program at this school please select your program (Mark all that apply):

Total Students: 73

Chinese Immersion .....	0%
Japanese Immersion	0%
Russian Immersion	0%
Spanish Immersion	4%
Vietnamese Immersion	0%
Other	14%

# Portland Public Schools Successful Schools Survey

## Elementary School Student Responses 2016 17

Rieke

Page 29

---

What races/ethnicities do you consider yourself?

African American

African

Burundian

Eritrean

Ethiopian

Somali

Other African

Other Black

Caribbean Islands

Other Black

American Indian/Alaska Native

Alaska Native

Burns Paiute Tribe

Confederated Tribes of the Coos,

Portland Public Schools Successful Schools Survey  
Elementary School Student Responses 2016 17

Rieke

Page 30

---

What races/ethnicities do you consider yourself?

Middle Eastern/North African

Pacific Islander

Chuukese

Guamanian or Chamorro

Micronesian

Native Hawaiian

# Portland Public Schools Successful Schools Survey

## Elementary School Student Responses 2016 17

Rieke

Page 31

### Schools included in the Title I comparison group

	# Responses
César Chávez	22
Creston	13
Faubion	20
Grout	44
Harrison Park	56
James John	36
Kelly	45
Lee	60
Lent	49
Markham	24
Marysville	29
Rigler	68
Rosa Parks	10
Scott	15
Sitton	40
Woodlawn	25
Woodmere	25

### Schools included in the non Title I comparison group

	# Responses
Abernethy	72
ACCESS	52
Ainsworth	47
Alameda	28
Arleta	46
Arthur Academy	1
Atkinson	2
Bridlemile	27
Buckman	67
Capitol Hill	38
Duniway	81
Glencoe	75
Hayhurst	39
Laurelhurst	65
Lewis	57
Parry Center	2
Rieke	73
Skyline	37
Stephenson	48
Sunnyside Environmental	59
Winterhaven	27