


# School Student Responses 2016 17

Scott

Did you eat breakfast this morning?

Scott



(N=15)

Non Title I Schools



(N=942)

Title I Schools



(N=579)

Scott



Non Title I Schools



Title I Schools



No



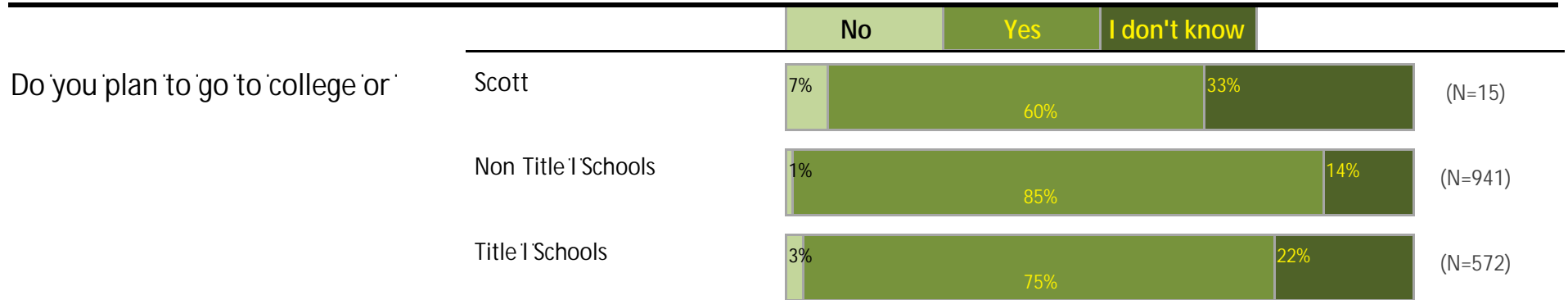
Yes

I don't know

# Portland Public Schools Successful Schools Survey

## Elementary School Student Responses 2016 17

Scott



Portland

Scott

---

	No, Never	Yes, Some of the Time	Yes, Most of the Time	Yes, All of the Time	
--	-----------	-----------------------	-----------------------	----------------------	--

---

---

	No, Never	Yes, Some of the Time	Yes, Most of the Time	Yes, All of the Time	
--	-----------	-----------------------	-----------------------	----------------------	--

---

Portland Public Schools Successful Schools Survey  
Elementary School Student Response 2016-17

Scott

		No, Never	Yes, Some of the Time	Yes, Most of the Time	Yes, All of the Time	
Do teachers treat students fairly at school?	Scott	7% 21%	7% 64%			(N=14)
	Non Title I Schools	1% 10%	37%	52%		(N=933)
	Title I Schools	5% 23%	35%	37%		(N=568)
<hr/>						
		No, Never	Yes, Some of the Time	Yes, Most of the Time	Yes, All of the Time	
Do principal(s) treat students fairly at school?	Scott	7% 21%	71%			(N=14)
	Non Title I Schools	1% 10%	30%	59%		(N=929)
	Title I Schools	4% 18%	21%	57%		(N=566)
<hr/>						
		No, Never	Yes, Some of the Time	Yes, Most of the Time	Yes, All of the Time	
Are you given a chance to voice your opinion?	Scott	46%	23%	15%	15%	(N=13)
	Non Title I Schools	14% 33%	34%	19%		(N=931)
	Title I Schools	20% 32%	27%	21%		(N=565)

Portland Public Schools Successful Schools Survey  
Elementary School Student Response 2016/17

Scott

---

	No, Never	Yes, Some of the Time	Yes, Most of the Time	Yes, All of the Time	
--	-----------	-----------------------	-----------------------	----------------------	--

---

---

	No, Never	Yes, Some of the Time	Yes, Most of the Time	Yes, All of the Time	
--	-----------	-----------------------	-----------------------	----------------------	--

---

---

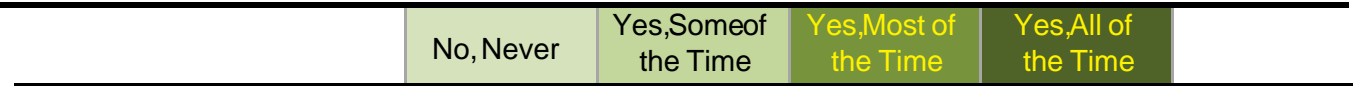
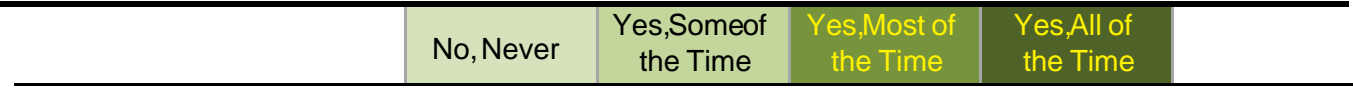
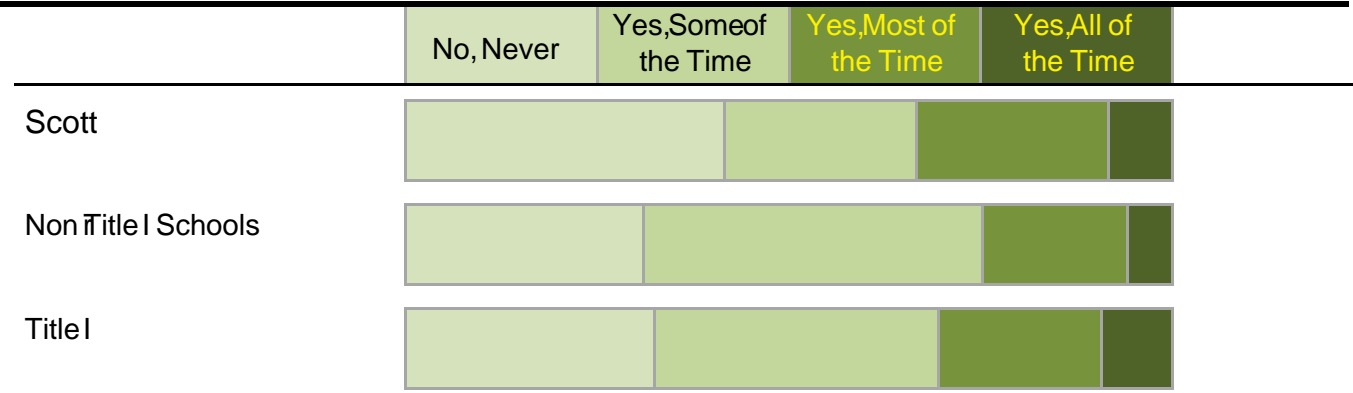
	No, Never	Yes, Some of the Time	Yes, Most of the Time	Yes, All of the Time	
--	-----------	-----------------------	-----------------------	----------------------	--

---



Portland Public Schools Successful Schools Survey  
 Elementary School Student Response 2016-17

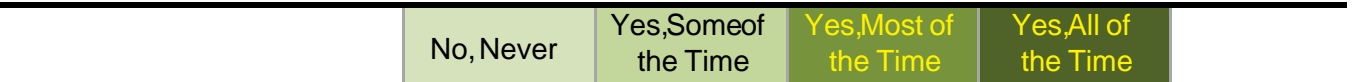
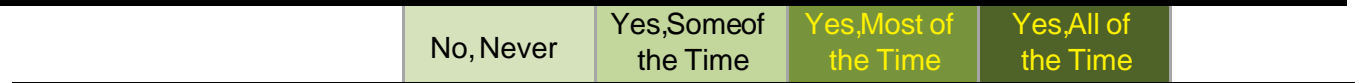
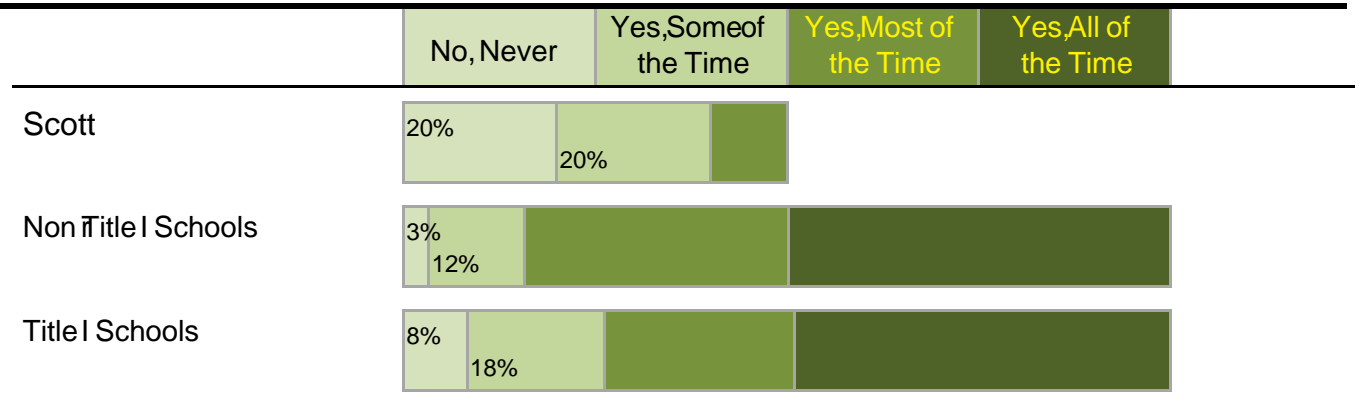
Scott






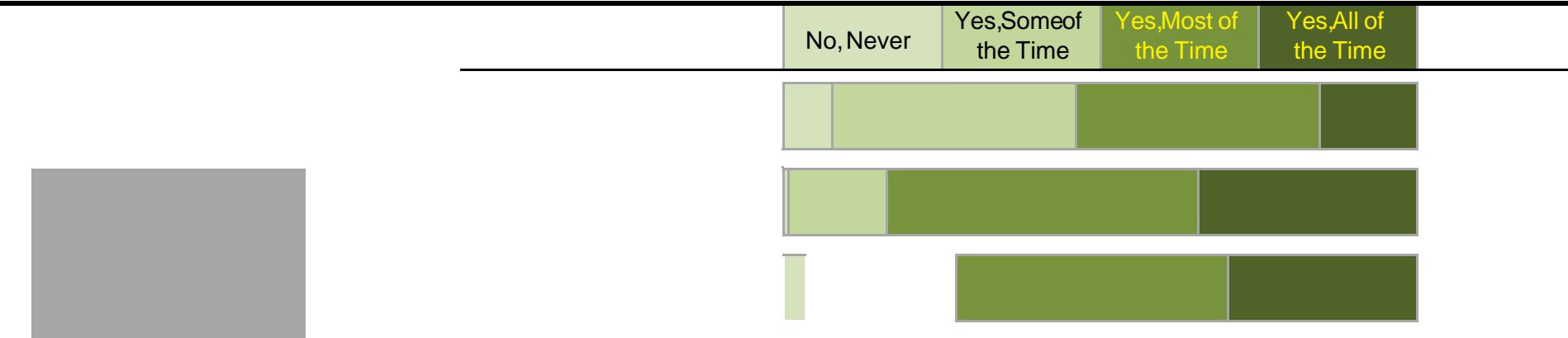
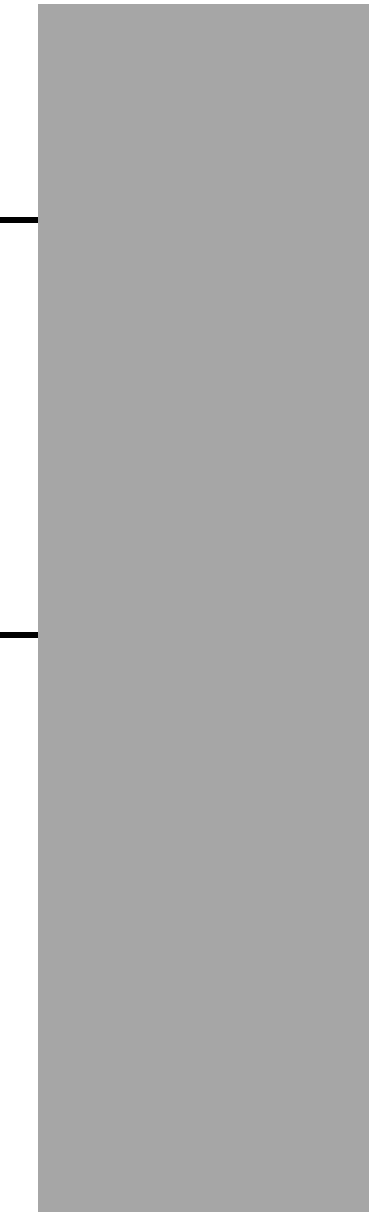
Portland Public Schools Successful Schools Survey  
 Elementary School Student Response 2016-17

Scott



Portland Public Schools Successful Schools Survey  
Elementary School Student Response 2016/17

Scott



Portland Public Schools Successful Schools Survey  
Elementary School Student Response

Scott

No, Never	Yes, Some of the Time	Yes, Most of the Time	Yes, All of the Time
-----------	-----------------------	-----------------------	----------------------

No, Never	Yes, Some of the Time	Yes, Most of the Time	Yes, All of the Time
-----------	-----------------------	-----------------------	----------------------


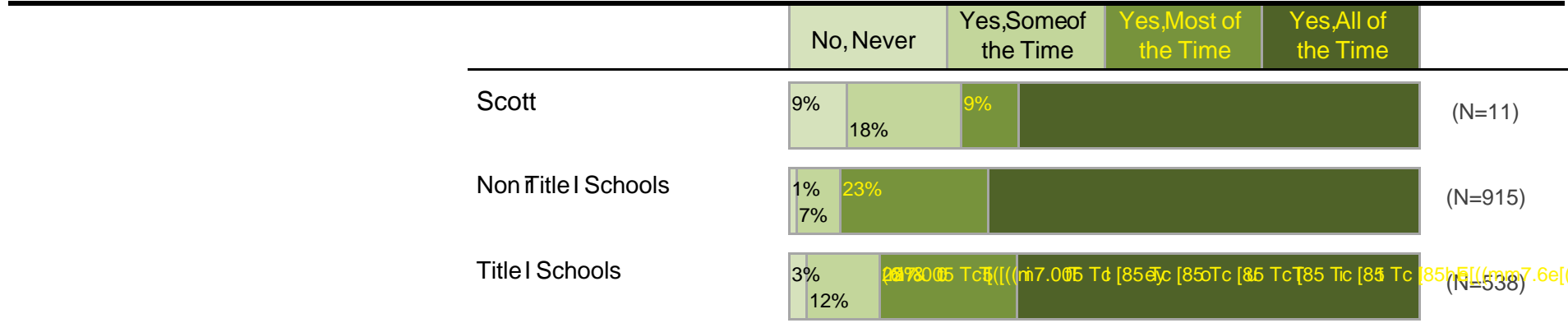
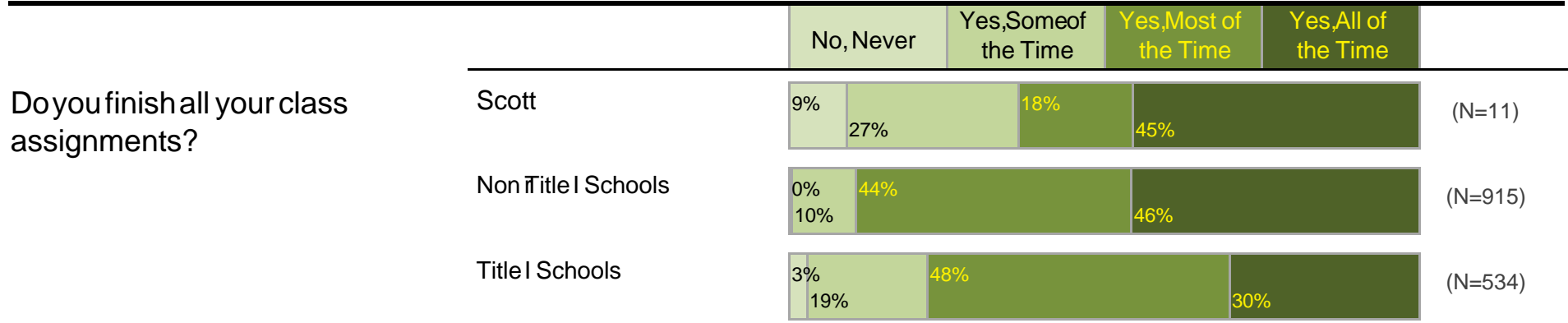


PortlandPublicSchools

Scott

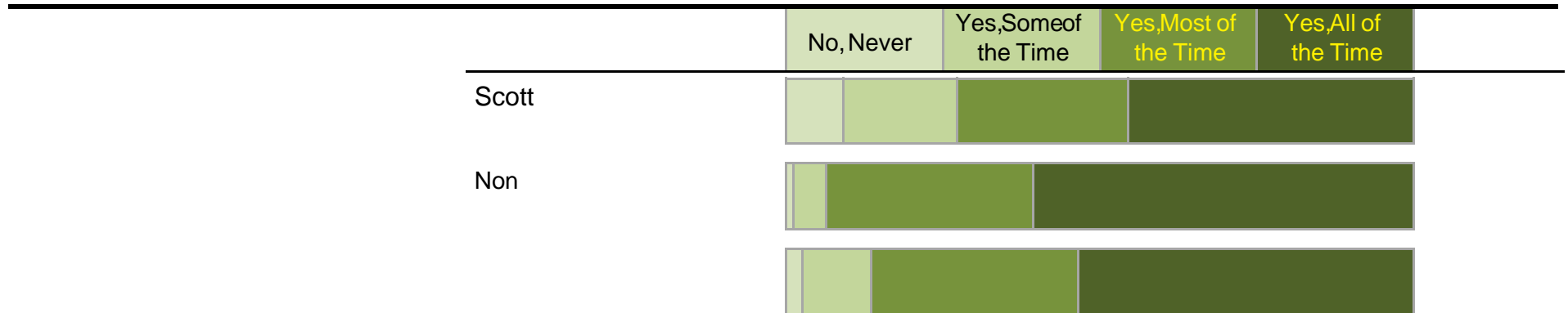
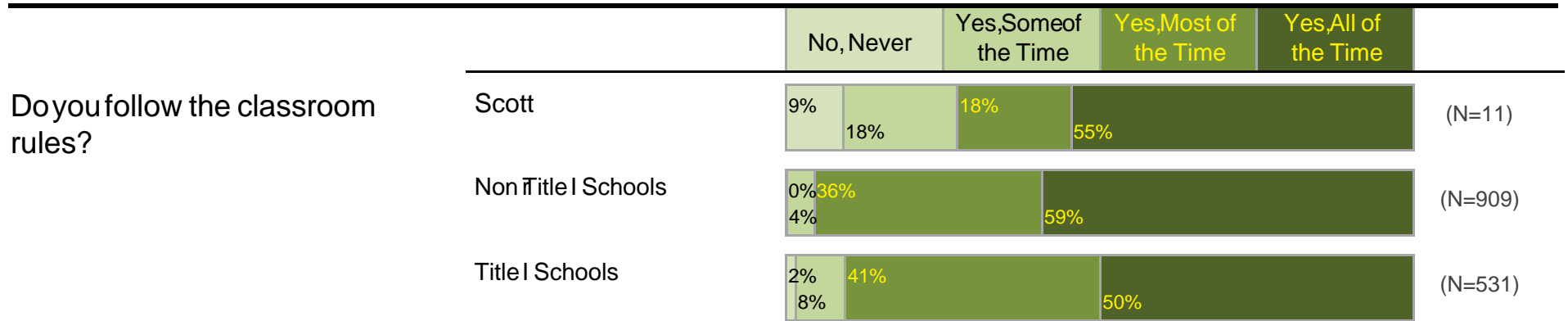
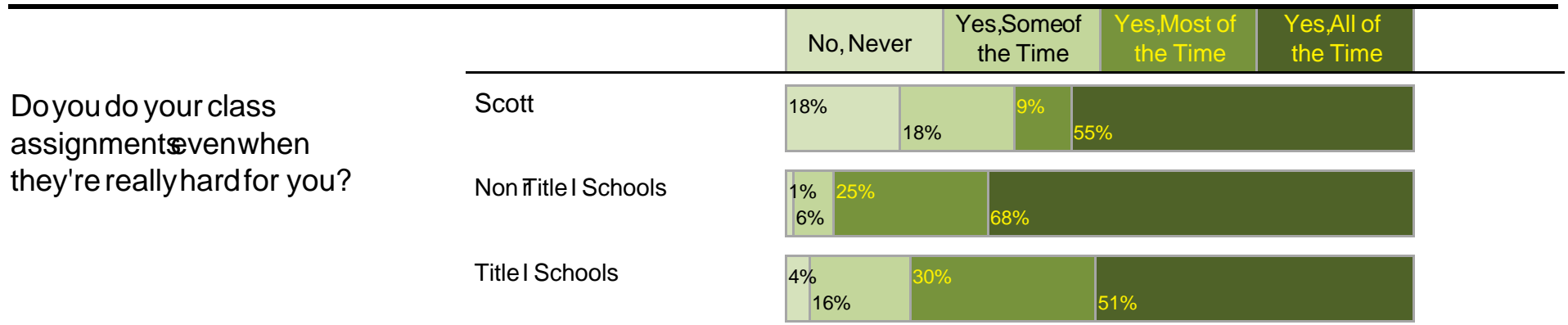
# Portland Public Schools Successful Schools Survey Elementary School Student Response 2016-17

Scott



# Portland Public Schools Successful Schools Survey Elementary School Student Response 2016-17

Scott



Portland Public Schools Successful Schools Survey  
Elementary School Student Response 2016/17

Scott

	No, Never	Yes, Some of the Time	Yes, Most of the Time	Yes, All of the Time
--	-----------	-----------------------	-----------------------	----------------------





Scott

No, Never	Yes, Some of the Time	Yes, Most of the Time	Yes, All of the Time
-----------	-----------------------	-----------------------	----------------------

Portland Public Schools Successful Schools Survey  
Elementary School Student Response 2016/17

Scott

---

	No, Never	Yes, Some of the Time	Yes, Most of the Time	Yes, All of the Time	
--	-----------	-----------------------	-----------------------	----------------------	--



---

	No, Never	Yes, Some of the Time	Yes, Most of the Time	Yes, All of the Time	
--	-----------	-----------------------	-----------------------	----------------------	--

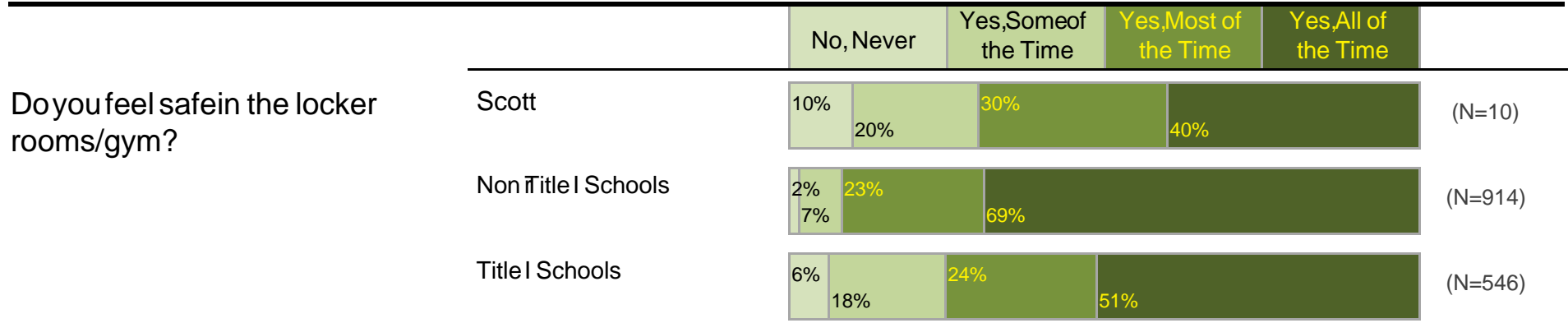

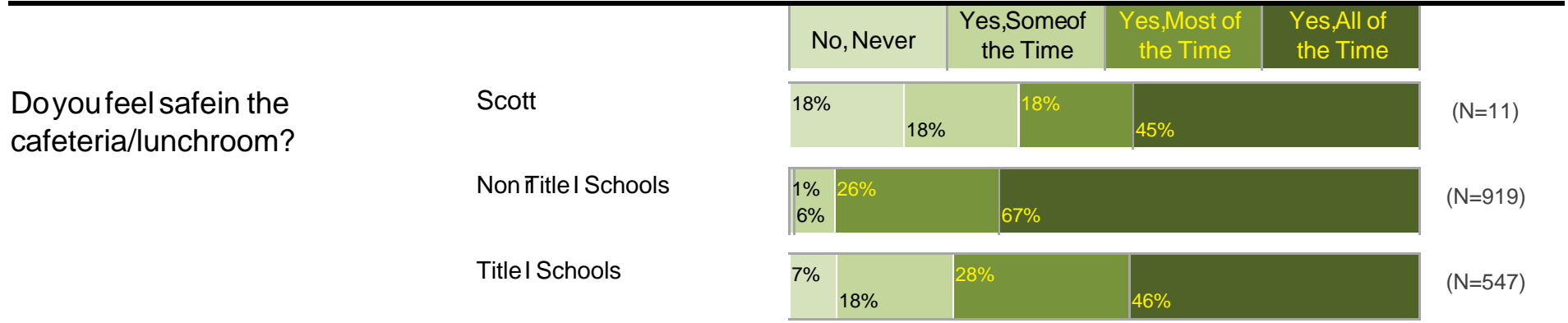
---

Portland Public Schools Successful Schools Survey  
 Elementary School Student Response 2016-17

Scott

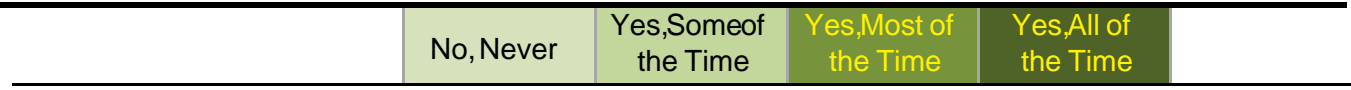
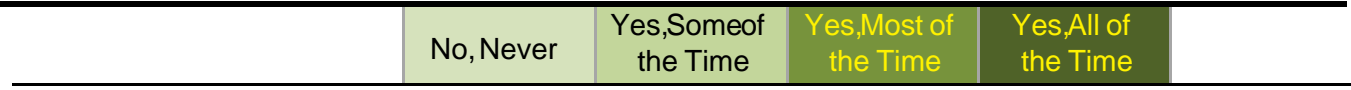
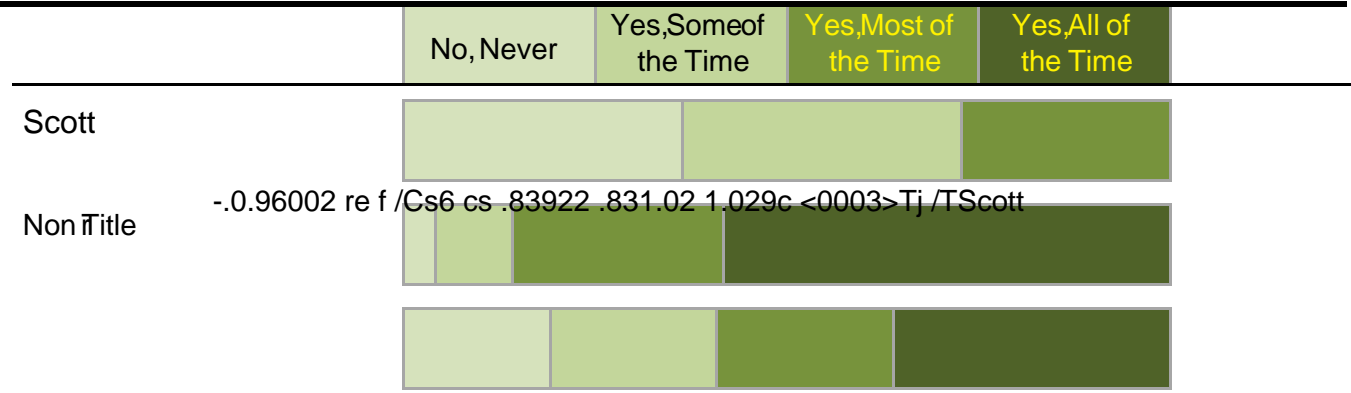


Scott



Portland Public Schools Successful Schools Survey  
 Elementary School Student Response 2016/17

Scott



Portland Public Schools Successful Schools Survey  
Elementary School Student Response 2016/17

Scott

---

	No, Never	Yes, Some of the Time	Yes, Most of the Time	Yes, All of the Time	
--	-----------	-----------------------	-----------------------	----------------------	--

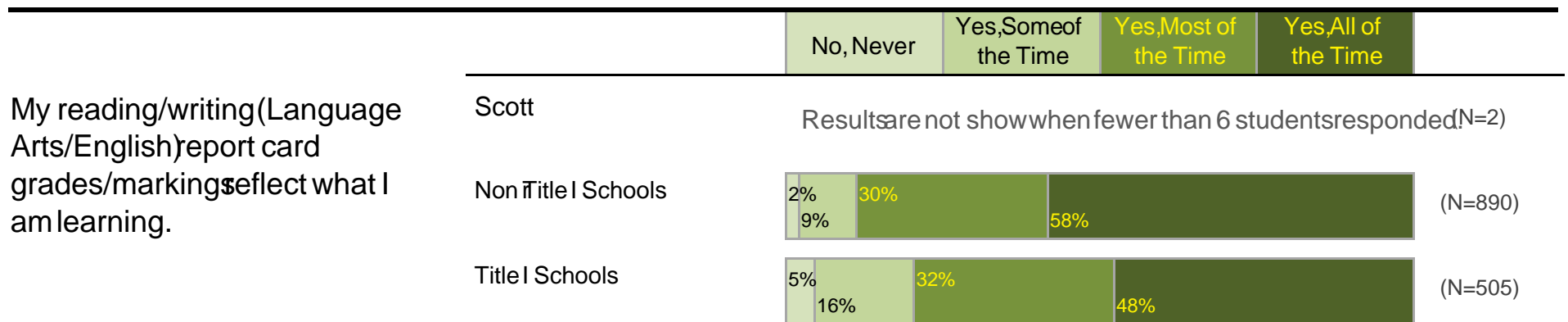
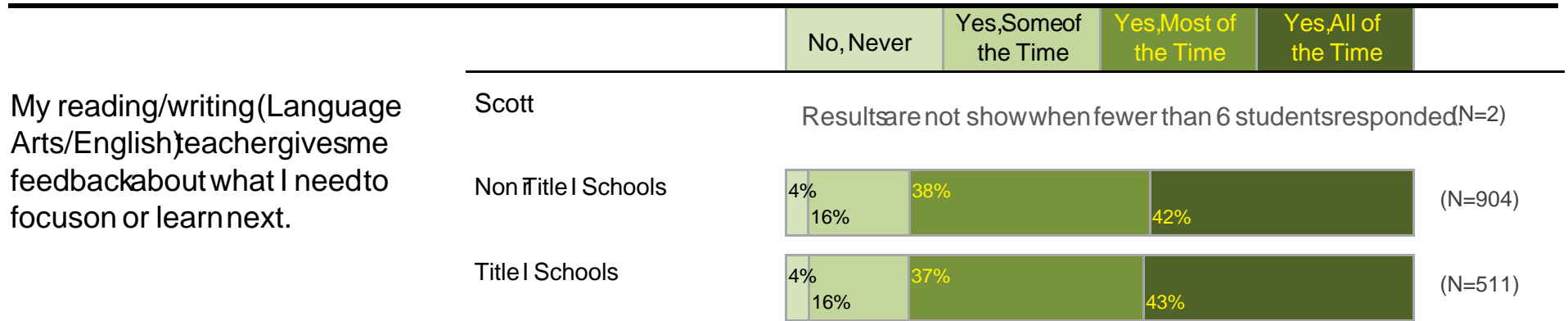
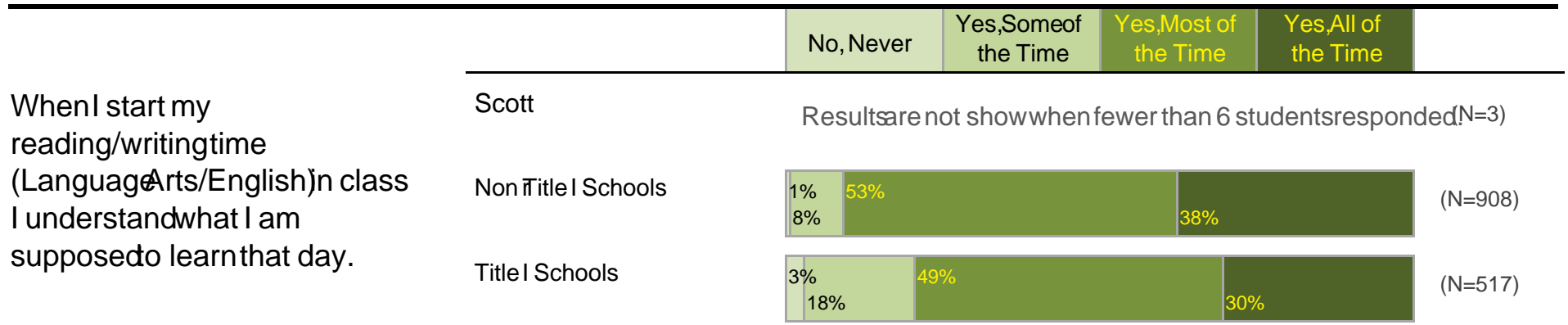
---



Portland Public Schools Successful Schools Survey  
Elementary School Student Response 2016-17

Scott

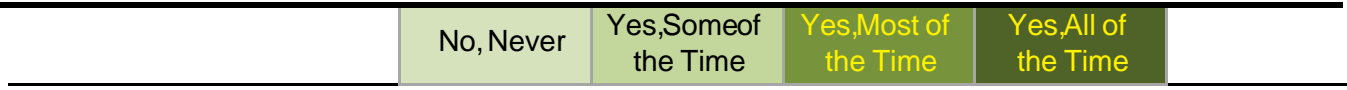

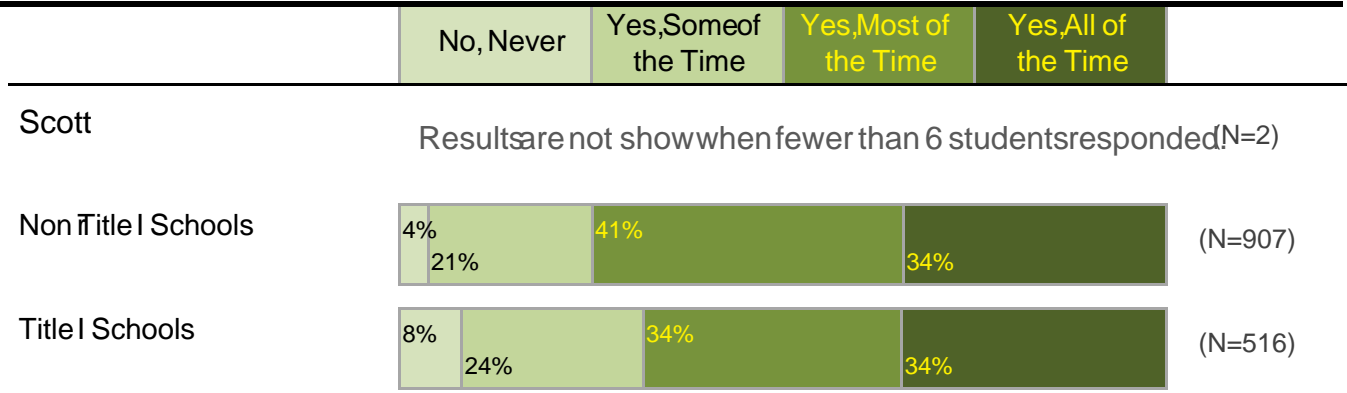
Page 23



Portland Public Schools Successful Schools Survey  
 Elementary School Student Response 2016-17

Scott

I enjoy my reading/writing time (Language Arts/English) in class.





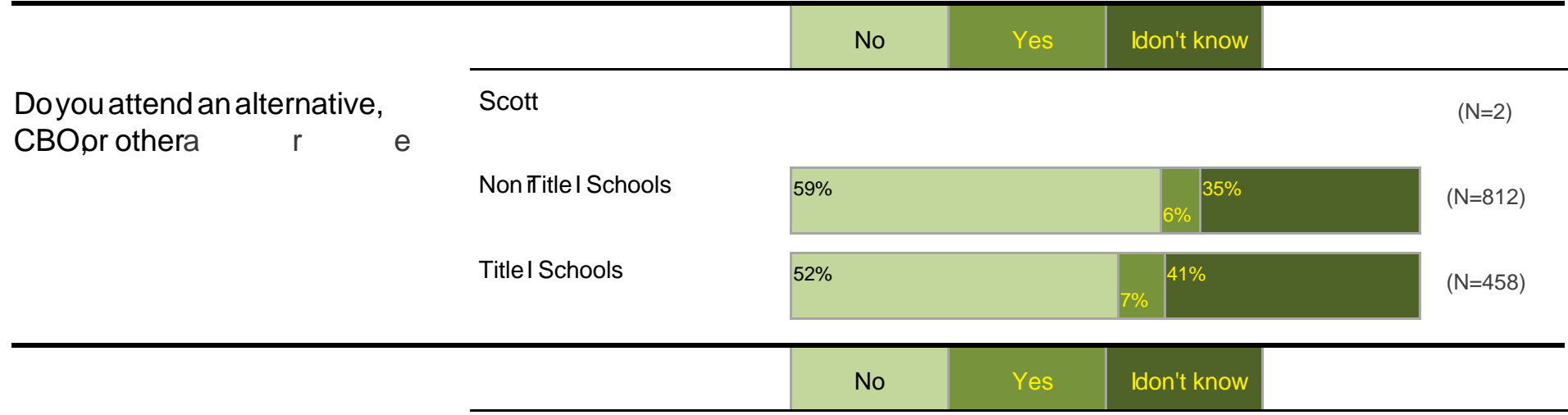
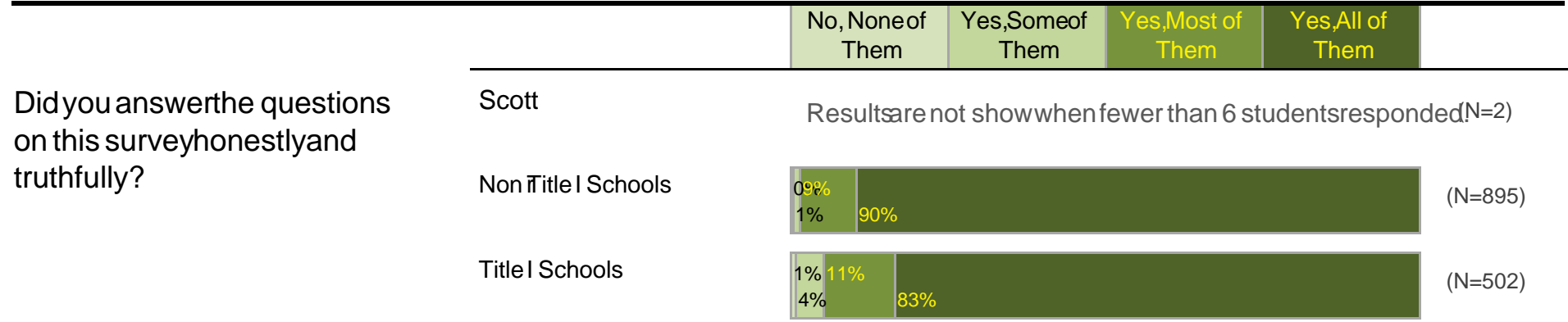
Portland Public Schools Successful Schools Survey  
Elementary School Student Response 2016-17

Scott

No, None of Them	Yes, Some of Them		
------------------	-------------------	--	--


Portland Public Schools Successful Schools Survey  
 Elementary School Student Response 2016-17

Scott

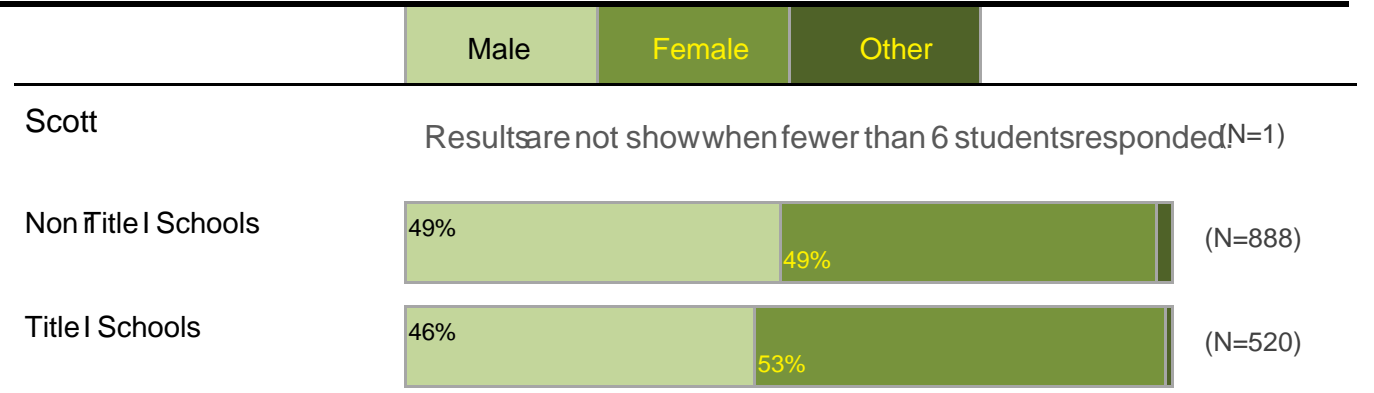


Portland Public Schools Successful Schools Survey  
Elementary School Student Response 2016-17

Scott



What is your gender?



Portland Public Schools Successful Schools Survey  
Elementary School Student Response 2016-17

Scott

If you are in an immersion program at this school please select your program (Mark all that apply):

Total Students: 15

(Because students could select more than one category, totals may exceed 100%.)

Chinese Immersion .....	7%
Japanese Immersion .....	0%
Russian Immersion .....	0%
Spanish Immersion .....	7%
Vietnamese Immersion .....	0%
Other .....	7%

# Portland Public Schools Successful Schools Survey Elementary School Student Response 2016-17

Scott

What races/ethnicities do you consider yourself?

Total Students: 15

(Because students could select more than one category, totals will exceed 100%.)

African American .....	0%
African .....	0%
Burundian .....	0%
Eritrean .....	0%
Ethiopian .....	0%
Somali .....	0%
Other African .....	0%
Other Black	
Caribbean Islands .....	0%
Other Black .....	0%
American Indian/Alaska Native .....	0%
Alaska Native .....	0%
Burns Paiute Tribe .....	7%
Confederated Tribes of the Coos, Lower Umpqua & Siuslaw Indians .....	7%
Confederated Tribes of the Grand Ronde Community of Oregon .....	0%
Confederated Tribes of Siletz Indians .....	0%
Confederated Tribes of the Umatilla Indian Reservation Indians .....	0%
Confederated Tribes of Warm Springs .....	0%
Coquille Indian Tribe .....	0%

American Indian/Alaska Native (continued)	
Cow Creek Band of Umpqua Tribe of Indians .....	0%
Klamath Tribes .....	0%
Other American Indian Tribe/Nation .....	0%
Native/Indigenous to Canada .....	0%
Asian .....	0%
Asian Indian .....	0%
Burmese .....	0%
Cambodian .....	0%
Chinese .....	0%
Filipino .....	0%
Hmong .....	0%
Japanese .....	0%
Karen .....	0%
Korean .....	0%
Laotian .....	0%
Mien .....	0%
Nepali .....	0%
Thai .....	0%
Tibetan .....	0%
Vietnamese .....	0%
Other Asian .....	0%



Portland Public Schools Successful Schools Survey  
Elementary School Student Response 2016-17

Scott

Page 31

Schools included in the Title I comparison group

	# Responses
César Chávez	22
Creston	13
Faubion	20
Grout	44
Harrison Park	56
James John	36
Kelly	45
Lee	60
Lent	49
Markham	24
Marysville	29
Rigler	68
Rosa Parks	10
Scott	15
Sitton	40
Woodlawn	25
Woodmere	25

Schools included in the non Title I comparison group

	# Responses
Abernethy	72
ACCESS	52
Ainsworth	47
Alameda	28
Arleta	46
Arthur Academy	1
Atkinson	2
Bridlemile	27
Buckman	67
Capitol Hill	38
Duniway	81
Glencoe	75
Hayhurst	39
Laurelhurst	65
Lewis	57
Parry Center	2
Rieke	73
Skyline	37
Stephenson	48
Sunnyside Environmental	59
Winterhaven	27