

# Portland Public Schools Successful Schools Survey Elementary School Student Responses 2016 17

Innyside Environmental

No	Yes
----	-----



1 year	2 years	3 years	4 years	5+ years
--------	---------	---------	---------	----------

No	Yes	I don't know
----	-----	--------------




\_\_\_\_\_

\_\_\_\_\_

\_\_\_\_\_

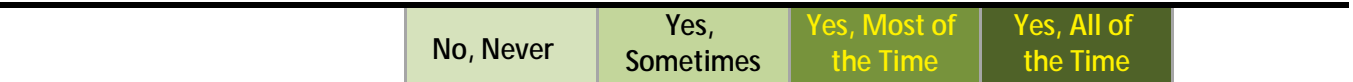
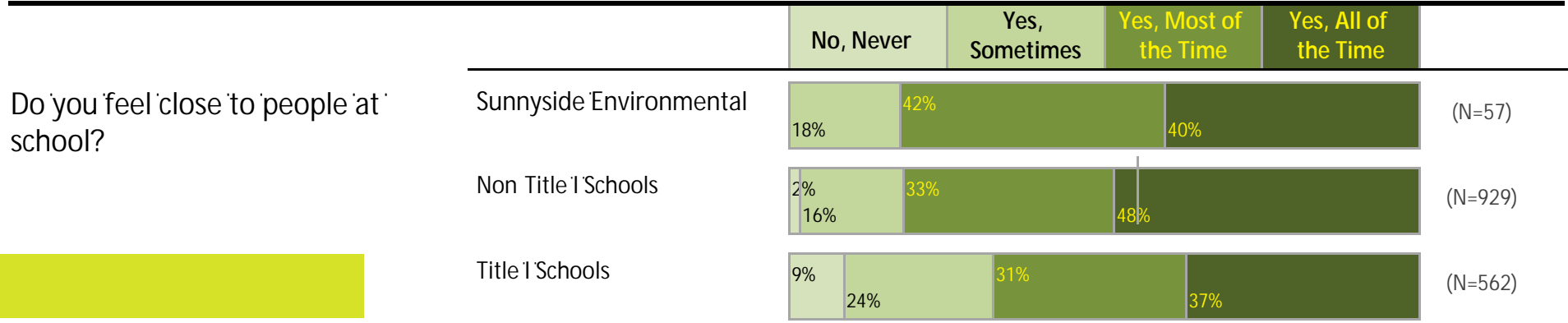
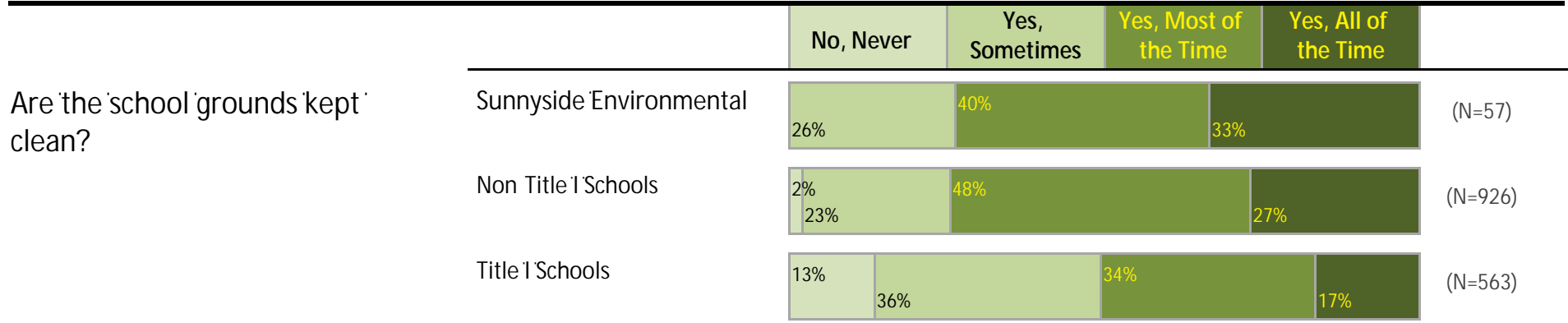
\_\_\_\_\_



# Portland Public Schools Successful Schools Survey

## Elementary School Student Responses 2016 17

### Sunnyside Environmental



Portland Public Schools Successful Schools Survey  
Elementary School Student Responses 2016 17

Sunnyside Environmental

---

	No, Never	Yes, Some of the Time	Yes, Most of the Time	Yes, All of the Time	
--	-----------	-----------------------	-----------------------	----------------------	--

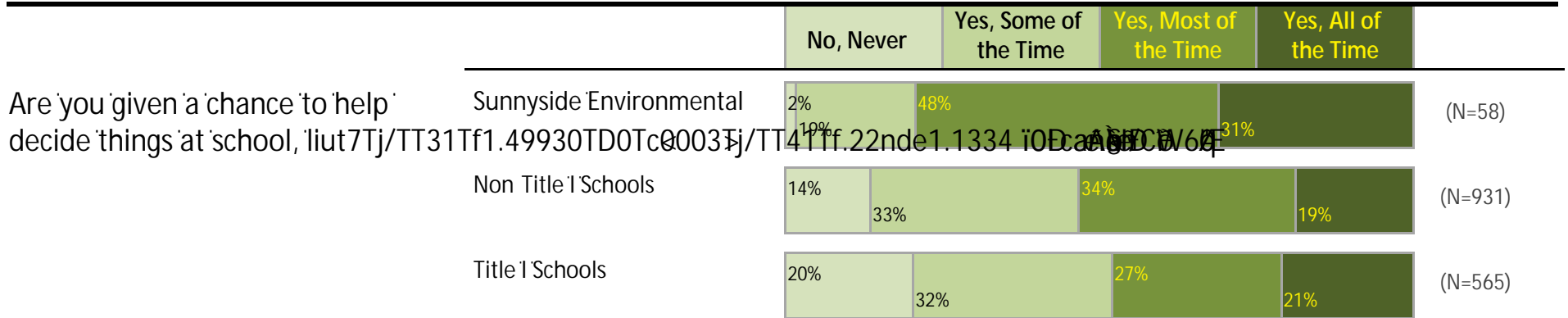
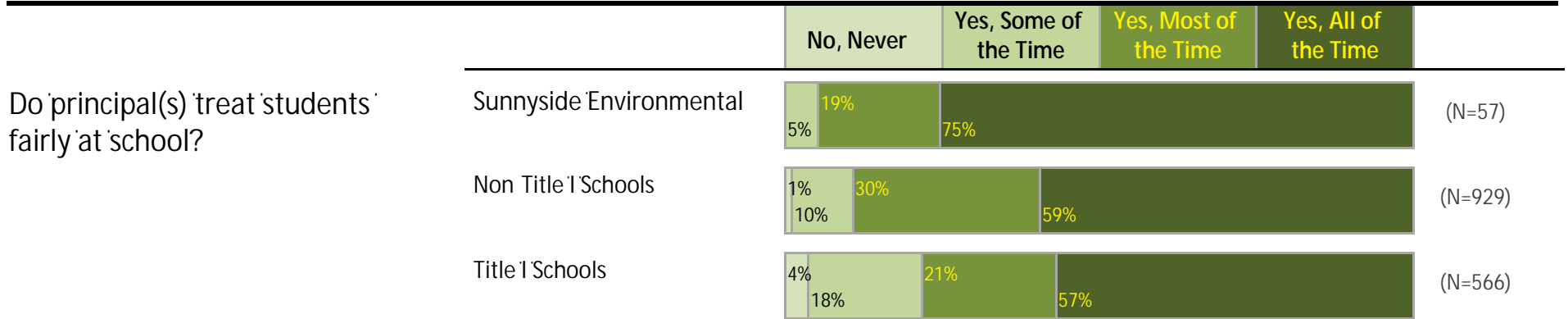
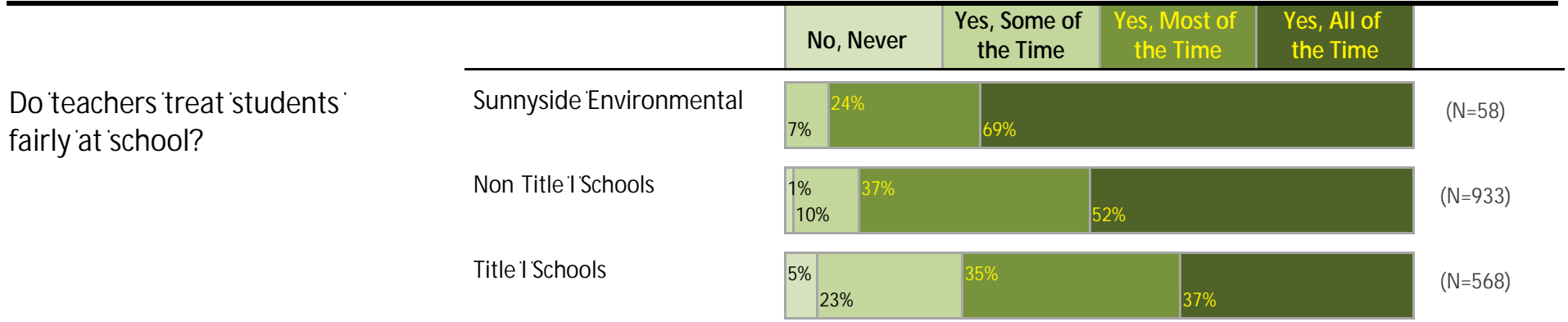
---



# Portland Public Schools Successful Schools Survey

## Elementary School Student Responses 2016 17

### Sunnyside Environmental



# Portland Public Schools Successful Schools Survey

## Elementary School Student Responses 2016 17

Sunnyside Environmental

---

	No, Never	Yes, Some of the Time	Yes, Most of the Time	Yes, All of the Time	
--	-----------	-----------------------	-----------------------	----------------------	--

---



---

	No, Never	Yes, Some of the Time	Yes, Most of the Time	Yes, All of the Time	
--	-----------	-----------------------	-----------------------	----------------------	--

---

---

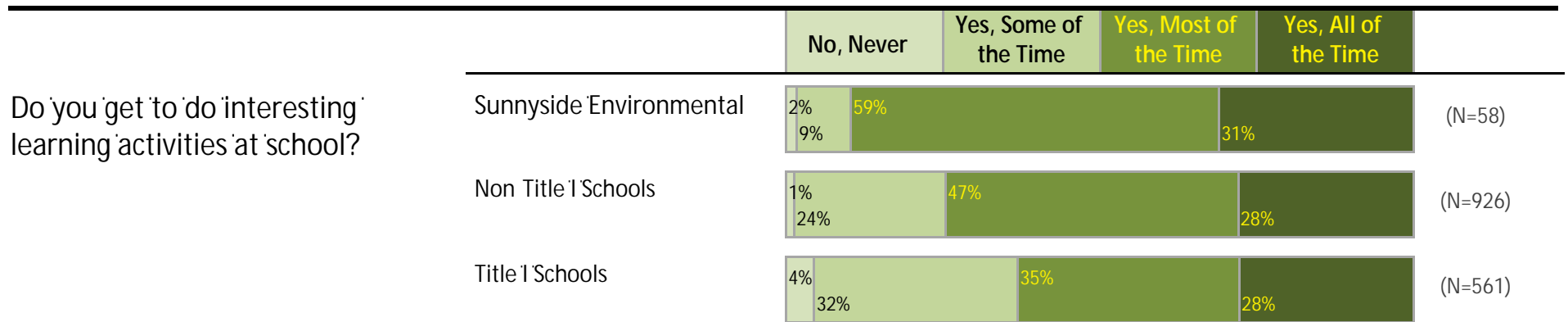
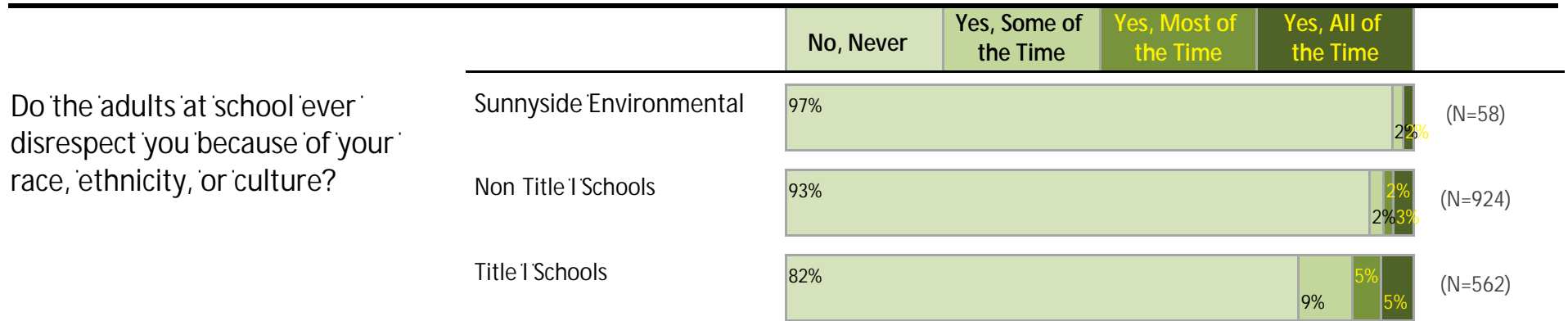
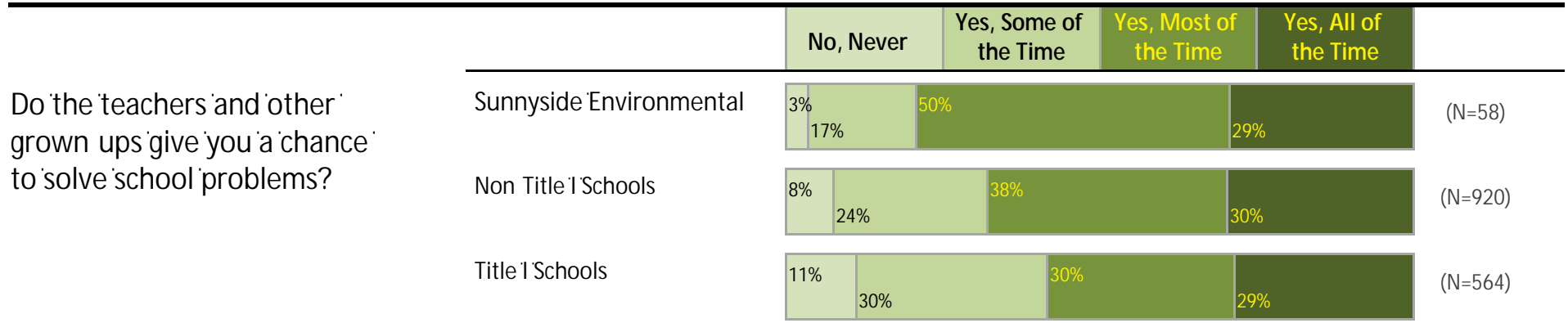
	No, Never	Yes, Some of the Time	Yes, Most of the Time	Yes, All of the Time	
--	-----------	-----------------------	-----------------------	----------------------	--

---

# Portland Public Schools Successful Schools Survey

## Elementary School Student Responses 2016 17

### Sunnyside Environmental



# Portland Public Schools Successful Schools Survey

## Elementary School Student Responses 2016 17

### Sunnyside Environmental

		No, Never	Yes, Some of the Time	Yes, Most of the Time	Yes, All of the Time	
Do your teachers ask you what you want to learn about?	Sunnyside Environmental	16%	43%	34%	7%	(N=58)
	Non Title I Schools	31%	44%	19%	6%	(N=920)
	Title I Schools	33%	37%	21%	9%	(N=563)
		No, Never	Yes, Some of the Time	Yes, Most of the Time	Yes, All of the Time	
Do your class lessons include examples of your racial, ethnic, or cultural background?	Sunnyside Environmental	24%	45%	18%	13%	(N=55)
	Non Title I Schools	32%	43%	16%	9%	(N=888)
	Title I Schools	26%	41%	19%	14%	(N=545)
		No, Never	Yes, Some of the Time	Yes, Most of the Time	Yes, All of the Time	
If you don't understand something, does your teacher explain it another way?	Sunnyside Environmental	3%	41%	48%	7%	(N=58)
	Non Title I Schools	2%	38%	43%	17%	(N=918)
	Title I Schools	2%	31%	50%	16%	(N=559)



Portland Public Schools Successful Schools Survey  
Elementary School Student Responses 2016 17

Sunnyside Environmental

---

	No, Never	Yes, Some of the Time	Yes, Most of the Time	Yes, All of the Time
--	-----------	-----------------------	-----------------------	----------------------

---



---

	No, Never	Yes, Some of the Time	Yes, Most of the Time	Yes, All of the Time
--	-----------	-----------------------	-----------------------	----------------------

---

---

	No, Never	Yes, Some of the Time	Yes, Most of the Time	Yes, All of the Time
--	-----------	-----------------------	-----------------------	----------------------

---

Portland Public Schools Successful Schools Survey  
Elementary School Student Responses 2016 17

Sunnyside Environmental

---

	No, Never	Yes, Some of the Time	Yes, Most of the Time	Yes, All of the Time	
--	-----------	-----------------------	-----------------------	----------------------	--

---

No, Never	Yes, Some		
-----------	-----------	--	--



Sunnyside

Portland Public Schools Successful Schools Survey  
Elementary School Student Responses 2016 17

Sunnyside Environmental

---

	No, Never	Yes, Some of the Time	Yes, Most of the Time	Yes, All of the Time	
--	-----------	--------------------------	--------------------------	-------------------------	--

---





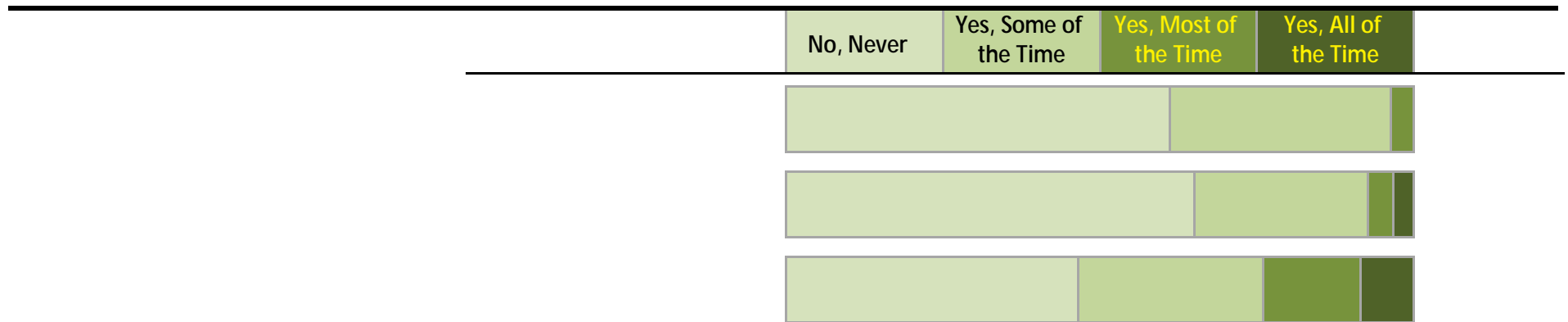
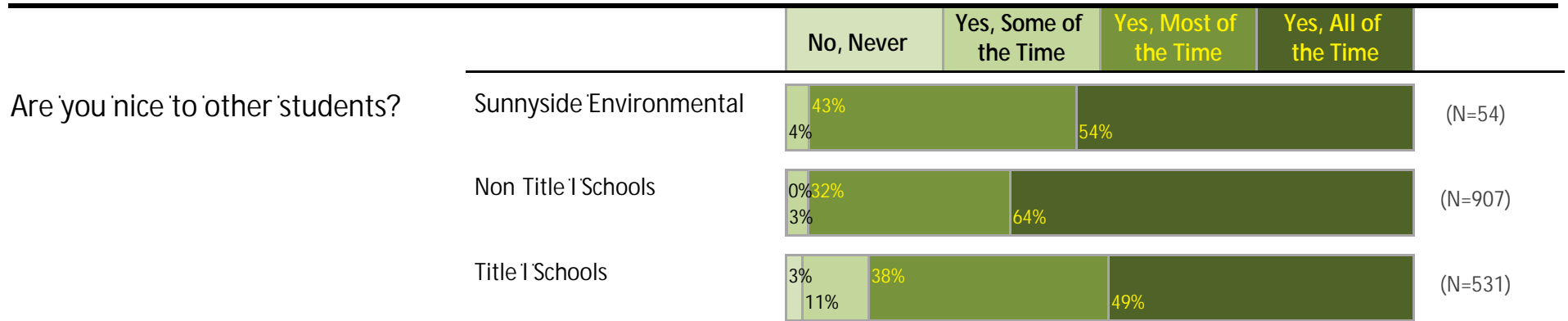
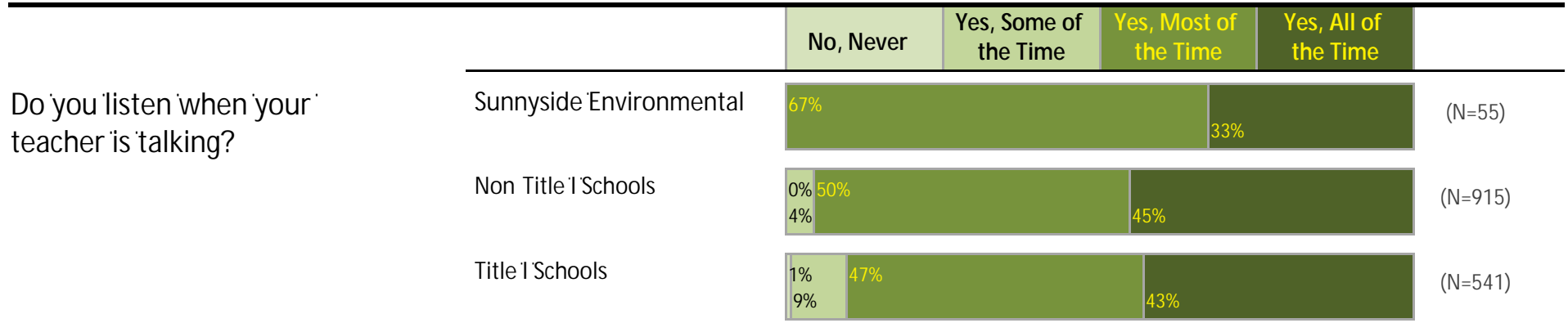
# Portland Public Schools Successful Schools Surve

Sunnyside Environmental

# Portland Public Schools Successful Schools Survey

## Elementary School Student Responses 2016 17

### Sunnyside Environmental





Portland Public Schools Successful Schools Survey  
Elementary School Student Responses 2016 17

Sunnyside Environmental

---

	No	Yes	
--	----	-----	--

---

---

	No, Never	Yes, Some of the Time	Yes, Most of the Time	Yes, All of the Time	
--	-----------	-----------------------	-----------------------	----------------------	--

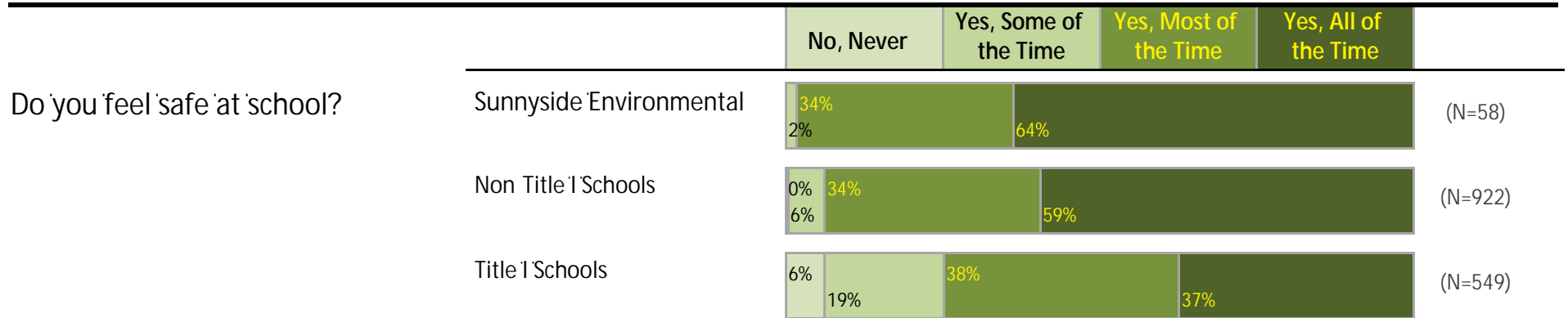


---



# Portland Public Schools Successful Schools Survey

## Elementary School Student Responses 2016 17

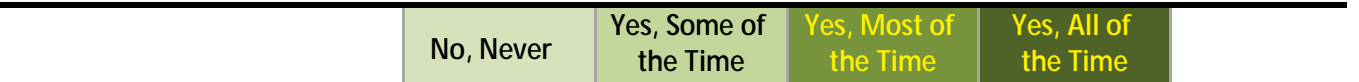
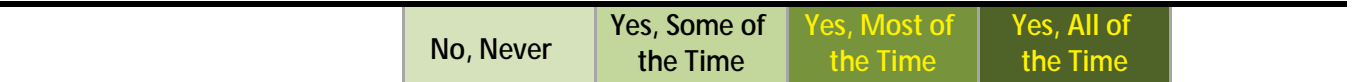
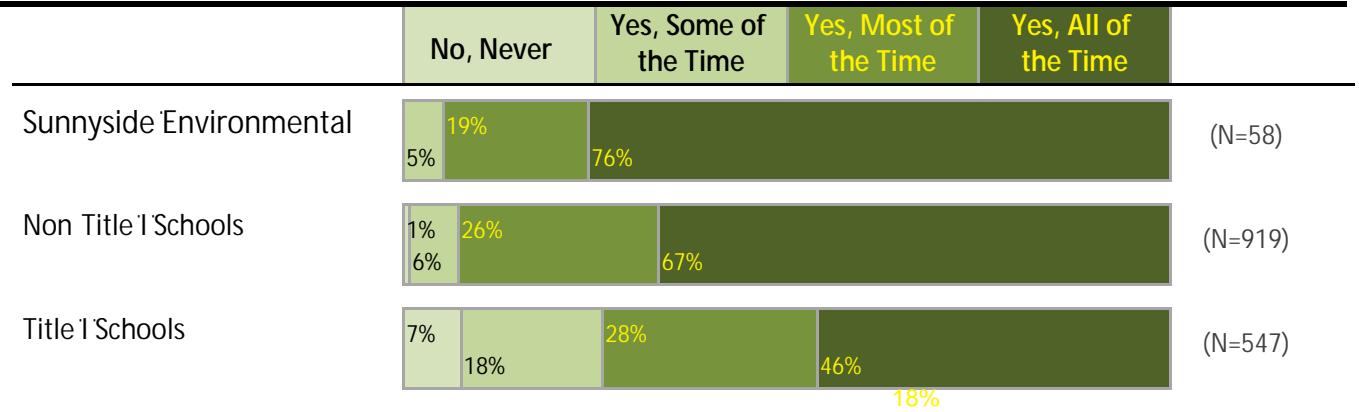
### Sunnyside Environmental



# Portland Public Schools Successful Schools Survey

## Elementary School Student Responses 2016 17

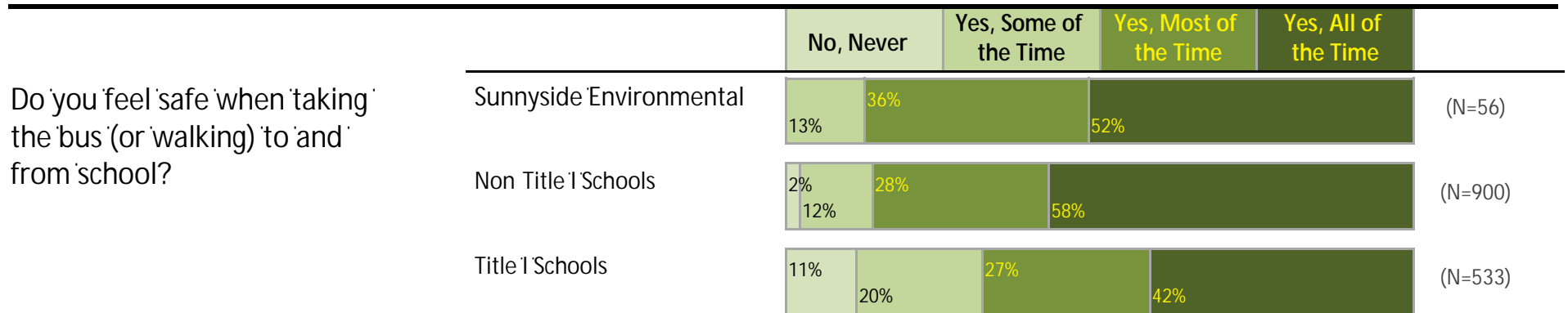
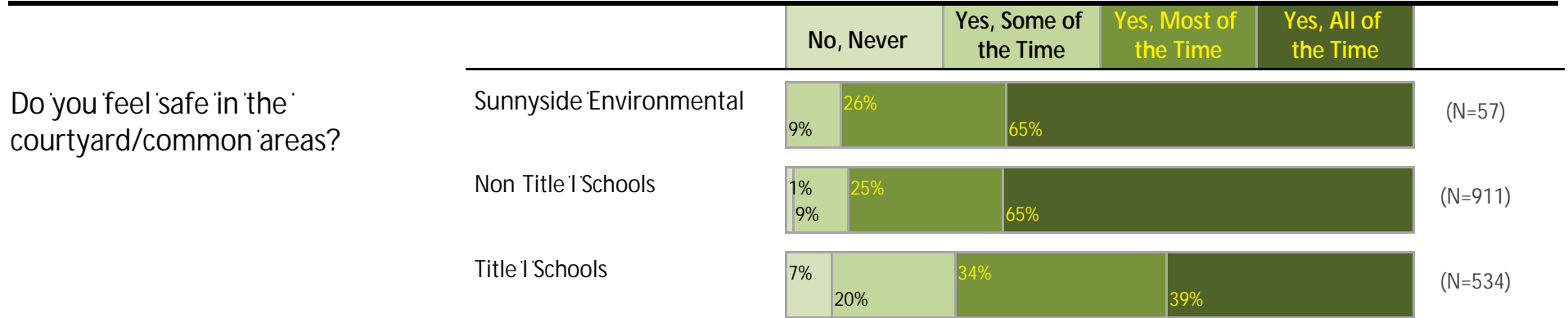
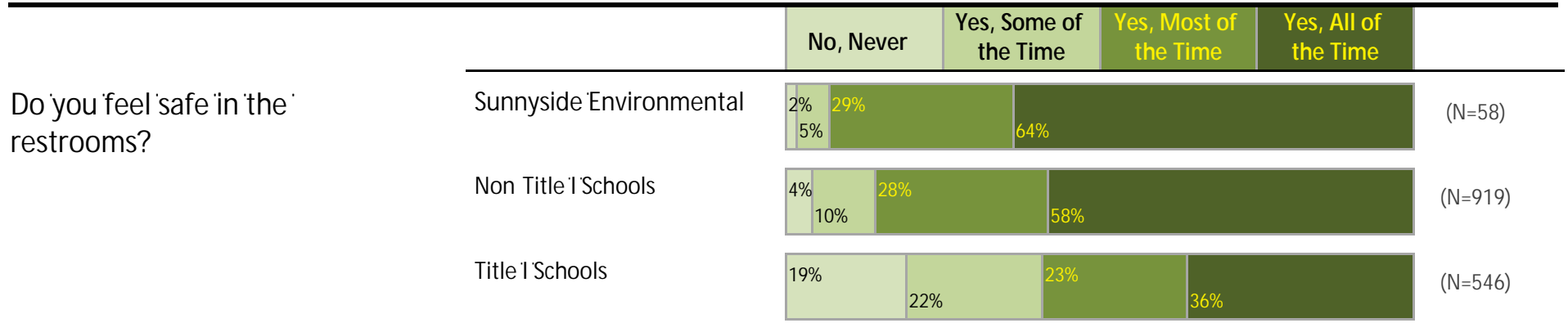
Sunnyside Environmental



# Portland Public Schools Successful Schools Survey

## Elementary School Student Responses 2016 17

### Sunnyside Environmental



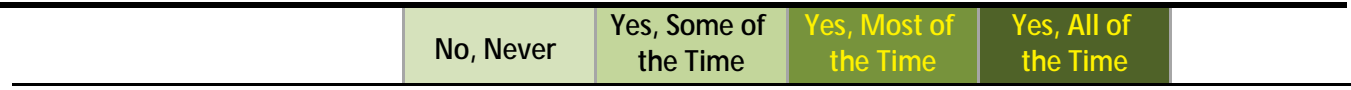
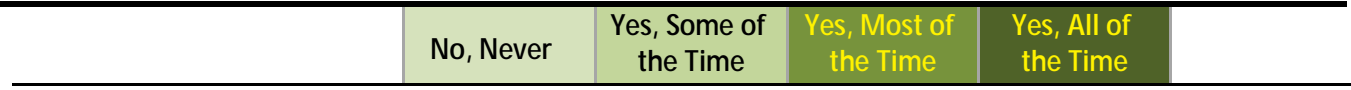
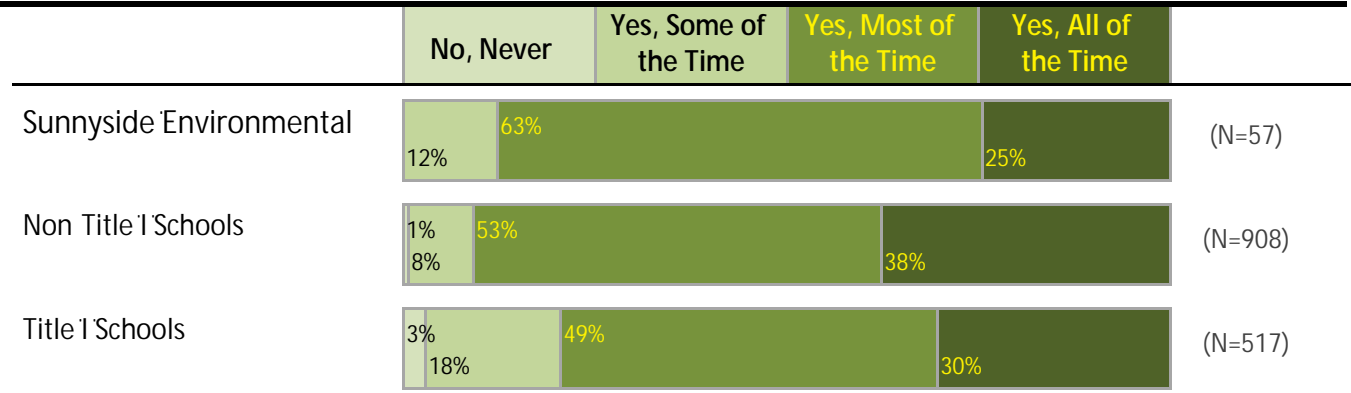
**Portland Public Schools Successful Schools Survey  
Elementary School Student Responses**

Sunnyside Environmental

# Portland Public Schools Successful Schools Survey

## Elementary School Student Responses 2016 17

Sunnyside Environmental

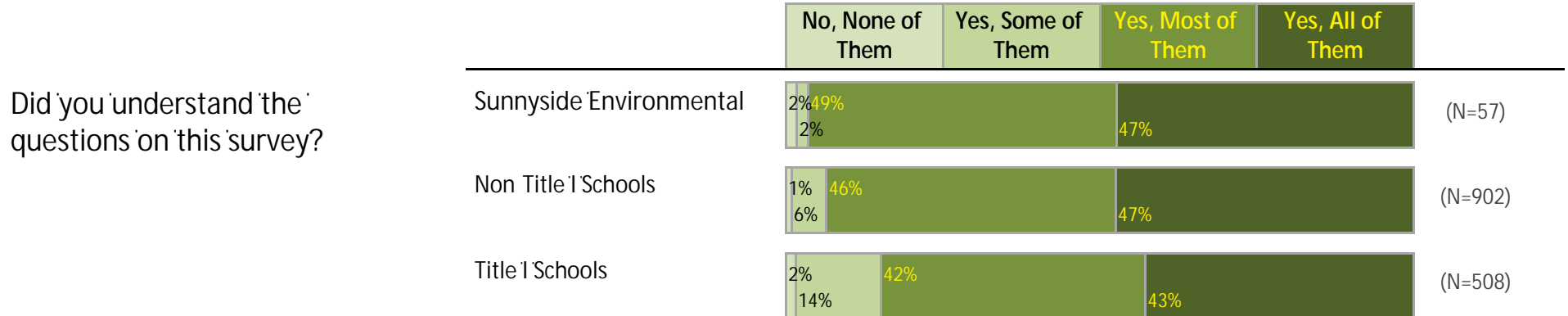
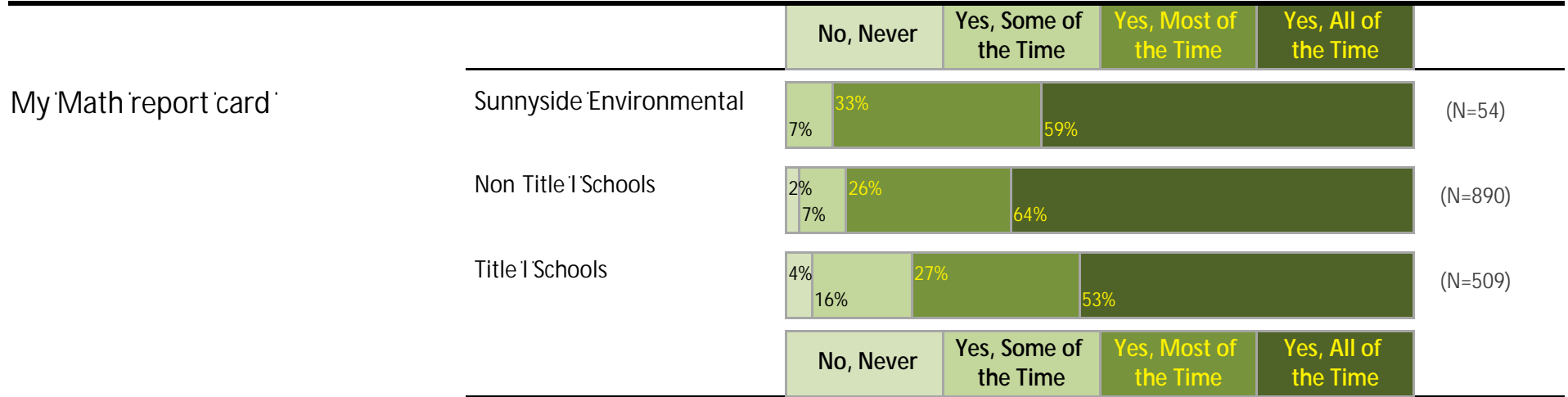






# Portland Public Schools Successful Schools Survey Elementary School Student Responses 2016 17



Sunnyside Environmental





# Portland Public Schools Successful Schools Survey Elementary School Student Responses 2016 17

## Sunnyside Environmental



Portland Public Schools Successful Schools Survey  
Elementary School Student Responses 2016 17

Sunnyside Environmental

---

If you are in an immersion program at this school please select your program (Mark all that apply):

Chinese Immersion

Japanese Immersion

Russian Immersion

Portland Public Schools Successful Schools Survey  
 Elementary School Student Response 2016-17

Sunnyside Environmental

What races/ethnicities do you consider yourself?

Total Students: 59

*(Because students could select more than one category, totals will exceed 100%.)*

African American .....	7%
African .....	0%
Burundian .....	0%
Eritrean .....	0%
Ethiopian .....	0%
Somali .....	0%
Other African .....	2%
Other Black	
Caribbean Islands .....	2%
Other Black .....	2%
American Indian/Alaska Native .....	3%
Alaska Native .....	2%
Burns Paiute Tribe .....	0%
Confederated Tribes of the Coos, Lower Umpqua & Siuslaw Indians .....	0%
Confederated Tribes of the Grand Ronde Community of Oregon .....	0%
Confederated Tribes of Siletz Indians .....	0%
Confederated Tribes of the Umatilla Indian Reservation Indians .....	0%
Confederated Tribes of Warm Springs .....	0%
Coquille Indian Tribe .....	0%

American Indian/Alaska Native (continued)	
Cow Creek Band of Umpqua Tribe of Indians .....	0%
Klamath Tribes .....	0%
Other American Indian Tribe/Nation .....	3%
Native/Indigenous to Canada .....	0%
Asian .....	2%
Asian Indian .....	0%
Burmese .....	0%
Cambodian .....	0%
Chinese .....	2%
Filipino .....	2%
Hmong .....	0%
Japanese .....	0%
Karen .....	0%
Korean .....	2%
Laotian .....	2%
Mien .....	0%
Nepali .....	0%
Thai .....	2%
Tibetan .....	0%
Vietnamese .....	2%
Other Asian .....	0%

# Portland Public Schools Successful Schools Survey

Sunnyside Environmental

Portland Public Schools Successful Schools Survey  
Elementary School Student Response 2016-17

Sunnyside Environmental

---

Schools included in the Title I comparison group

# Responses

Césa Chávez	22
Creston	13
Faubion	20
Grout	44
Harrison Park	56
James	

Schools included in the non Title I comparison group

# Responses