

tZ š PŒ Œ Ç}µ]vM o•}v



~EAíñĩ•

E}vrd]šo / ^ Z}}o•



~EAñđì•

d]šo / ^ Z}}o•



~EAíðò•

P š }Ç} 1µ } qš } •Œ2 Z qšl' } X qš & • } Za" qq} vŒEv Z



~EAíñĩ•

d]šo / ^ Z}}o•

E}vrd]šo / ^ Z}}o•



~EAñđí•

d]šo / ^ Z}}o•



~EAíðñ•

,}Á u vÇ Ç Œ• Z À Ç}µ
v š šZ]• • Z}}oM



íò9 ðĩ9 í9 ~EAíñĩ•

đĩ9 ñĩ9 í9ĩ9 í9 ~EAñĩí•

íĩ9 óõ9 í9 í9 ñ9 ~EAíðĩ•



@

U O

(Because students could select more than one category, totals will exceed 100%)

) @.....

@
.....

7
.....

)
.....

)
.....

=
.....

=
.....

‡
.....

.....
.....

‡
.....

‡
.....

.....
.....


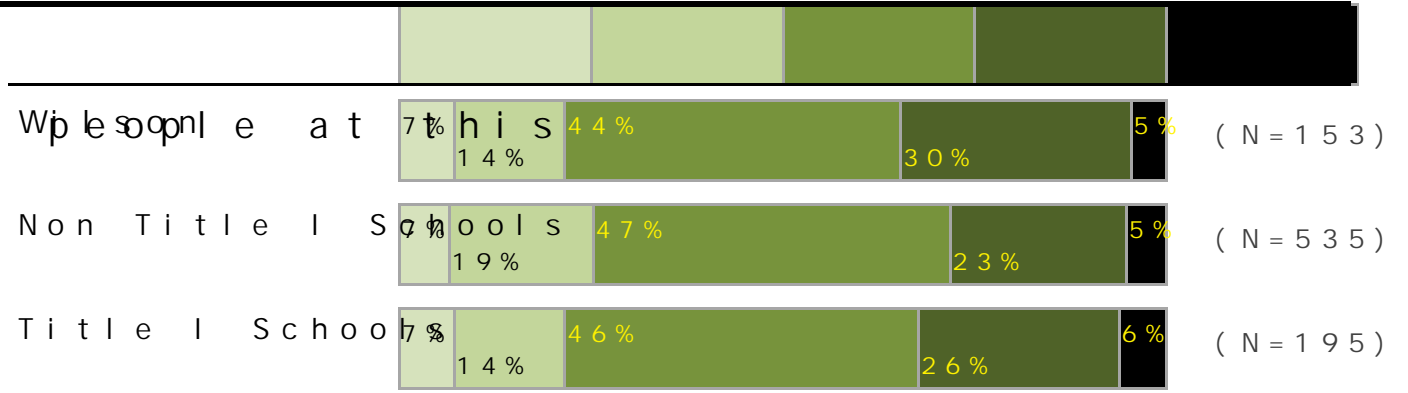
‡
.....

‡
.....

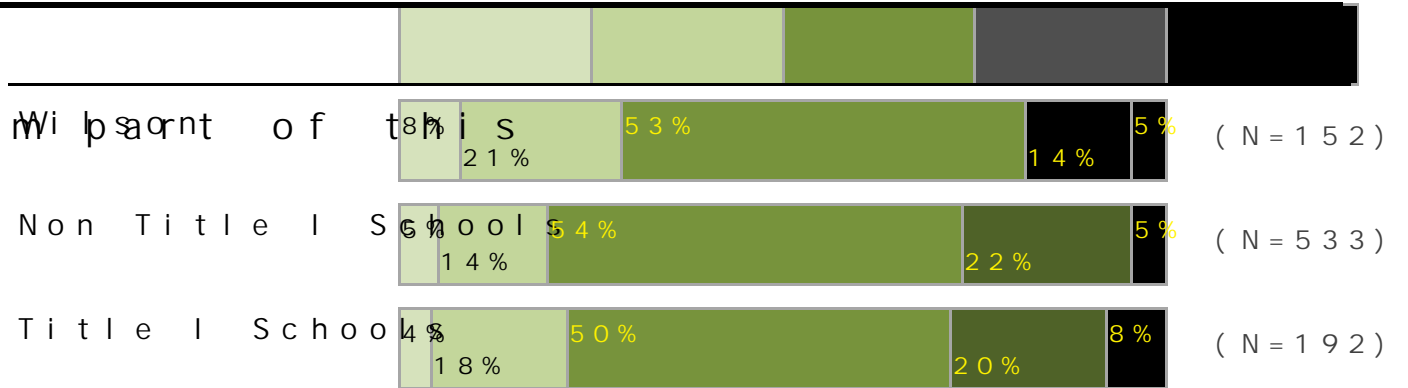
\
.....

"
.....

I feel close to people at school.



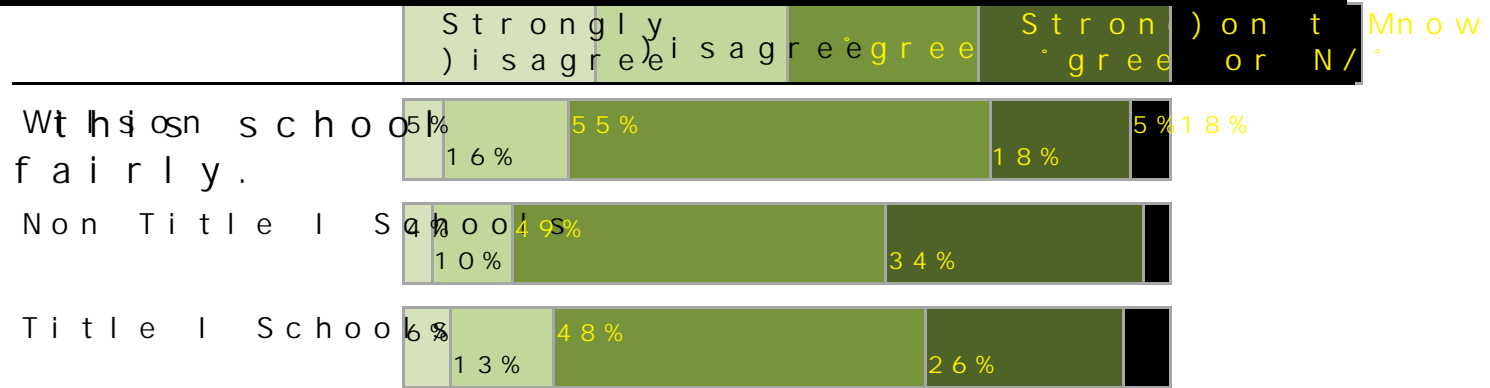
I feel like I am a part of this school.



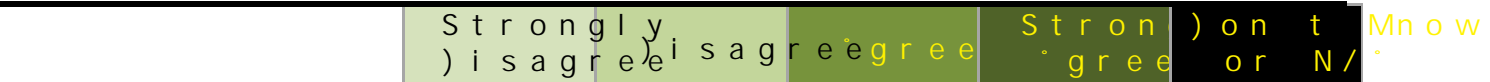
This school is an inviting place to learn.





The teachers at this school treat students fairly.

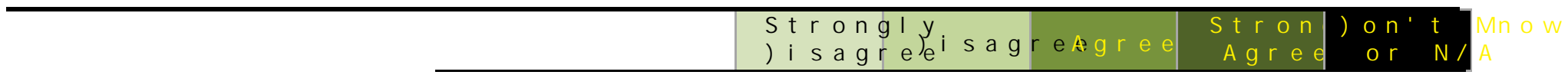


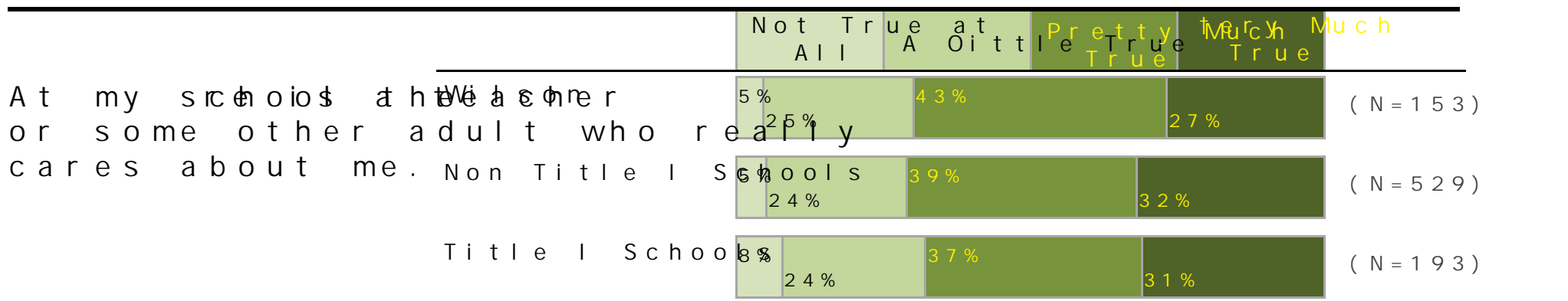

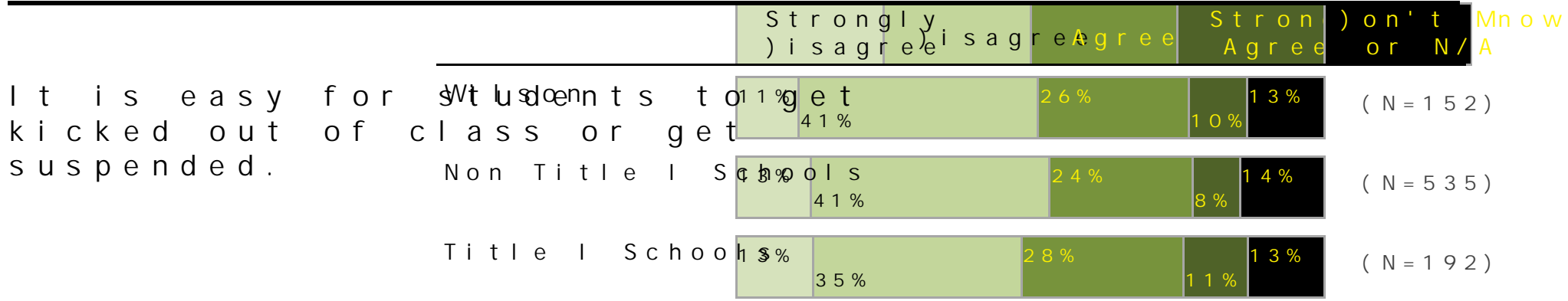
The teachers at this school are knowledgeable.






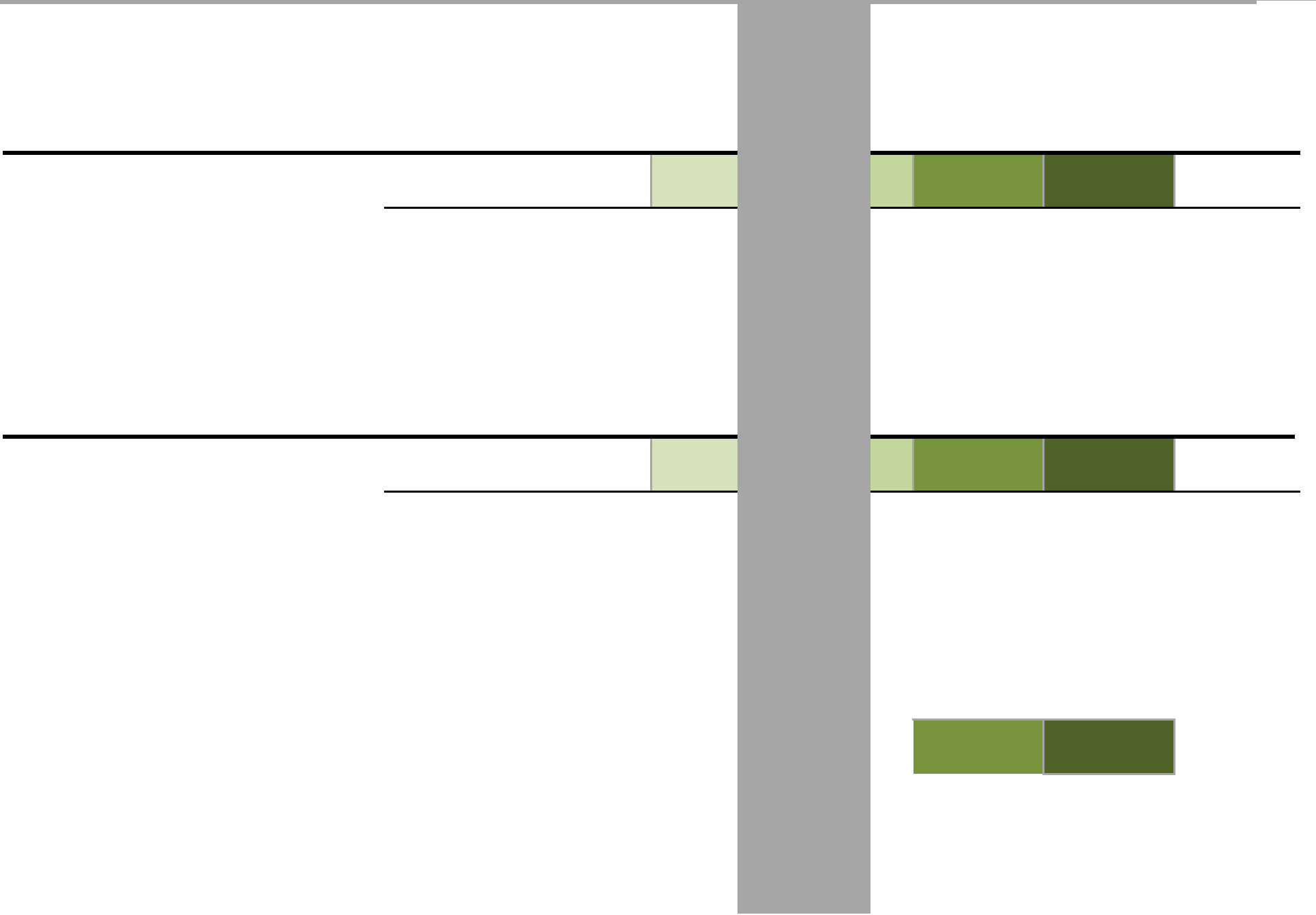





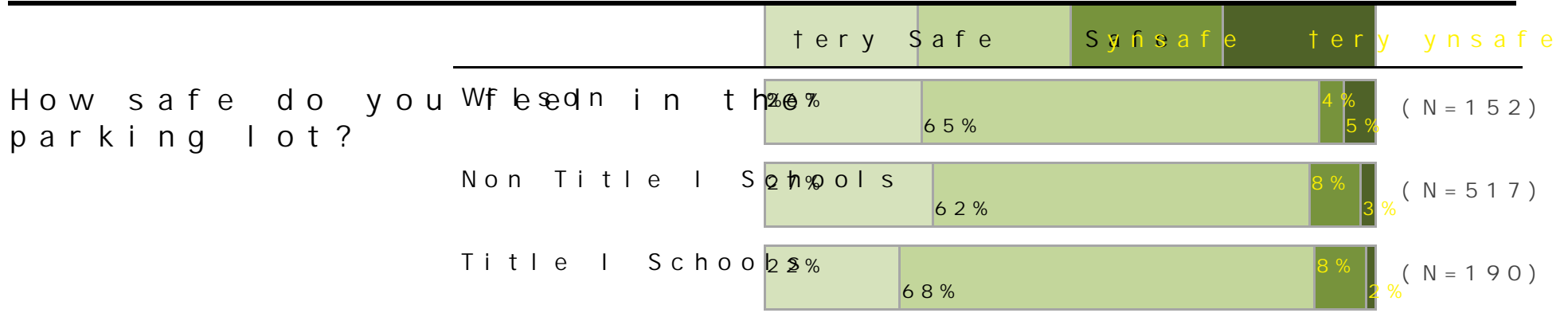













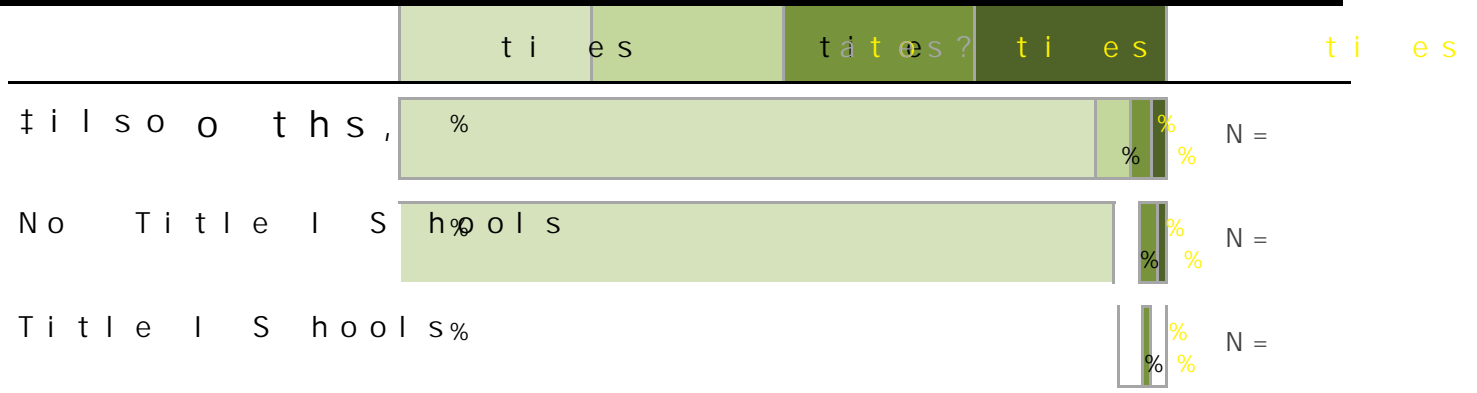
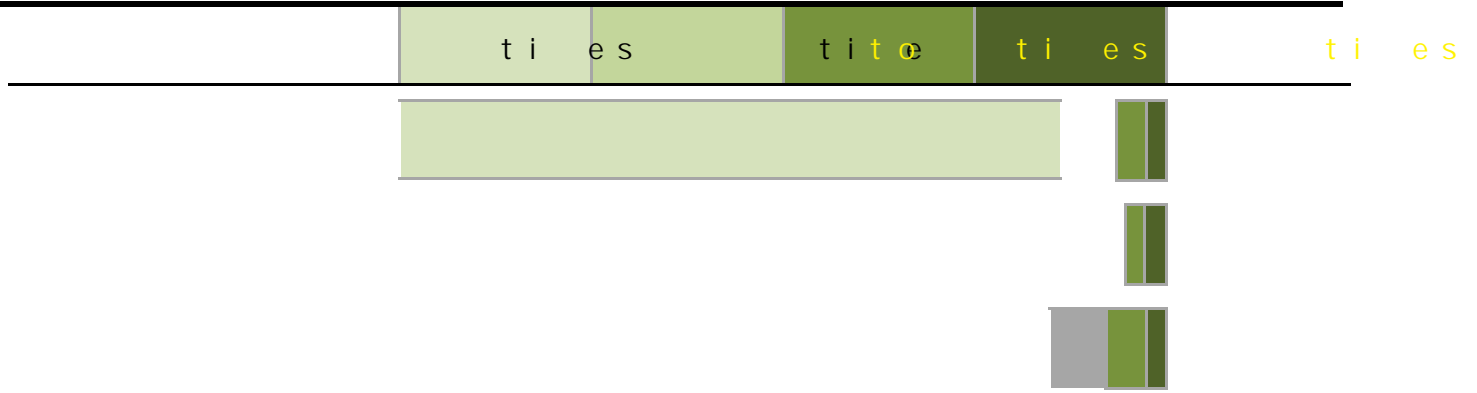
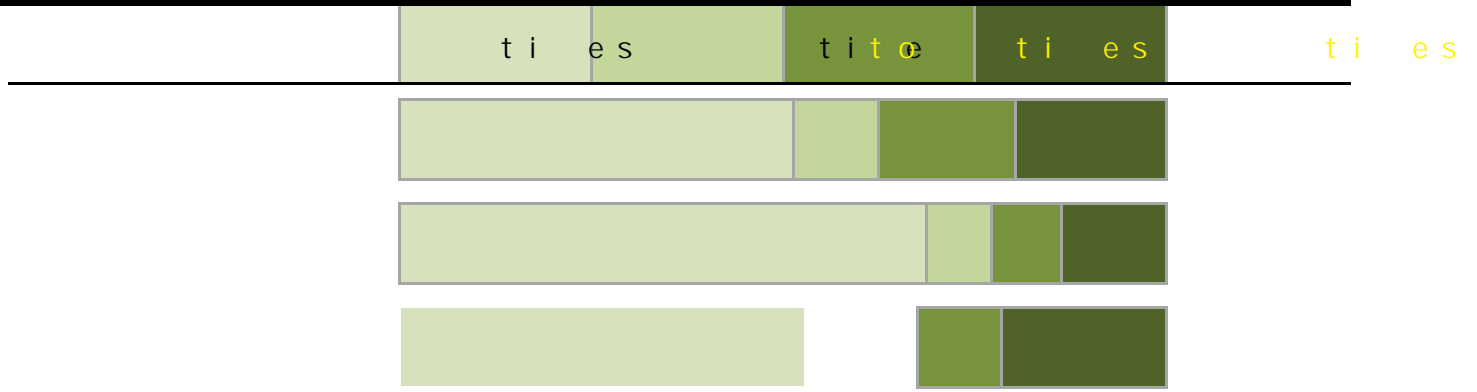




(N = 90) 14 %

D D 17
h o w m a n y — & 1 %

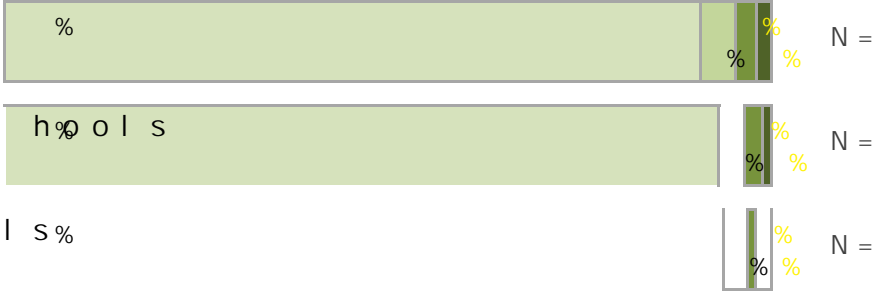
57 %

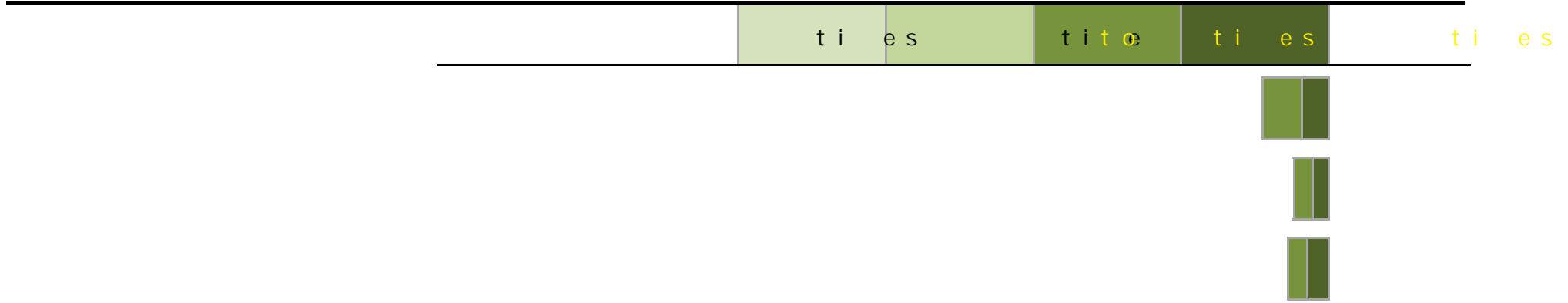
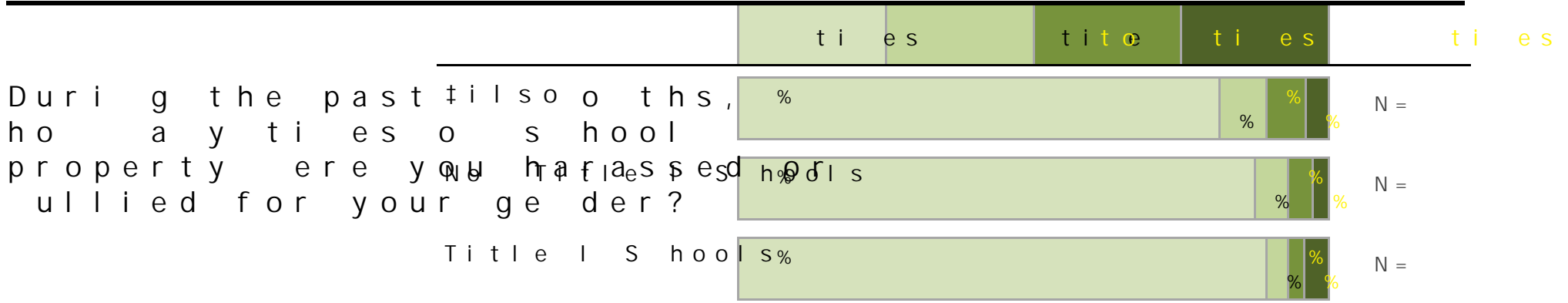




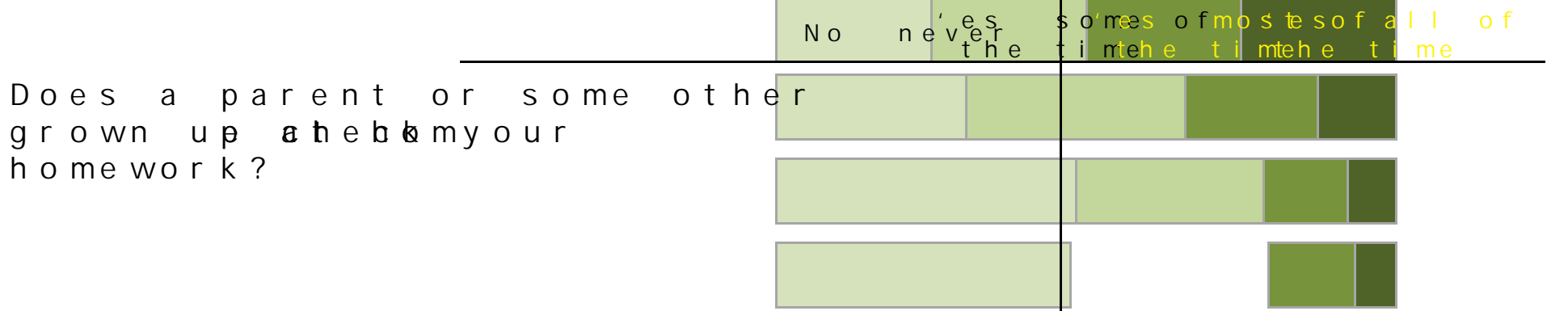
During the past 12 months,

No Title I Schools

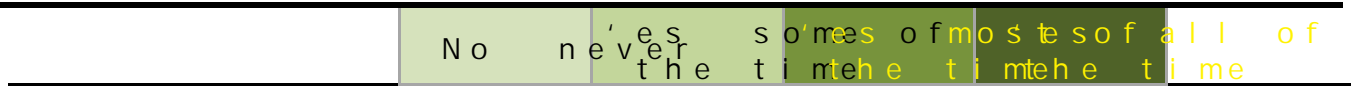


Title I Schools













How old are you?

Below is a list of terms that people often use to describe their gender. How do you describe your gender?

(Because students could select more than one category, totals will exceed 100%)

| | |
|-------------------------------------|-----|
| Male..... | 50% |
| Female..... | 36% |
| Transgender..... | 1% |
| Gender fluid/Non-binary..... | 5% |
| Another gender identity..not listed | 7% |

Below is a list of terms that people often use to describe their sexual orientation. How do you describe your sexual orientation? (Because students could select more than one category, totals will exceed 100%)

| | |
|-------------------------|-----|
| Heterosexual (straight) | 65% |
| Gay | 3% |
| | |
| Bisexual..... | 18% |
| Lesbian..... | 1% |
| Queer..... | 1% |
| Not sure or Questioning | 4% |
| Decline to respond..... | 5% |
| | |
| Blank..... | 7% |

What races or ethnicities do you consider yourself? Total Students: 153
 (Because students could select more than one category, totals will exceed 100%)

Hispanic/Latino.....7 %
 Caribbean Islands.....1 %
 Central American Countries.....3 %
 Indigenous Mexican, Central American or South American.....1 %
 Mexican.....3 %
 South American Countries.....1 %
 Other Hispanic/Latino...1 %

Middle Eastern/North African.....3 %
 Pacific Islander..... 3 %
 Chuukese..... 1 %
 Guamanian or Chamorro.. 1 %
 Micronesian..... 1 %
 Native Hawaiian..... 4 %
 Samoan..... 1 %
 Tongan..... 1 %
 Other Pacific Islander. 3 %

White..... 48 %
 Romanian..... 2 %
 Russian..... 4 %
 Ukrainian..... 2 %
 European Countries..... 21 %
 Other White..... 8 %

Blank..... 12 %

Vu er of Sur ey Respo ses y S hool

Allia e@" e so *

Allia e@Ueek *

" e so

" reakthrough S hool

#le el a d

#li to S hool

De Paul