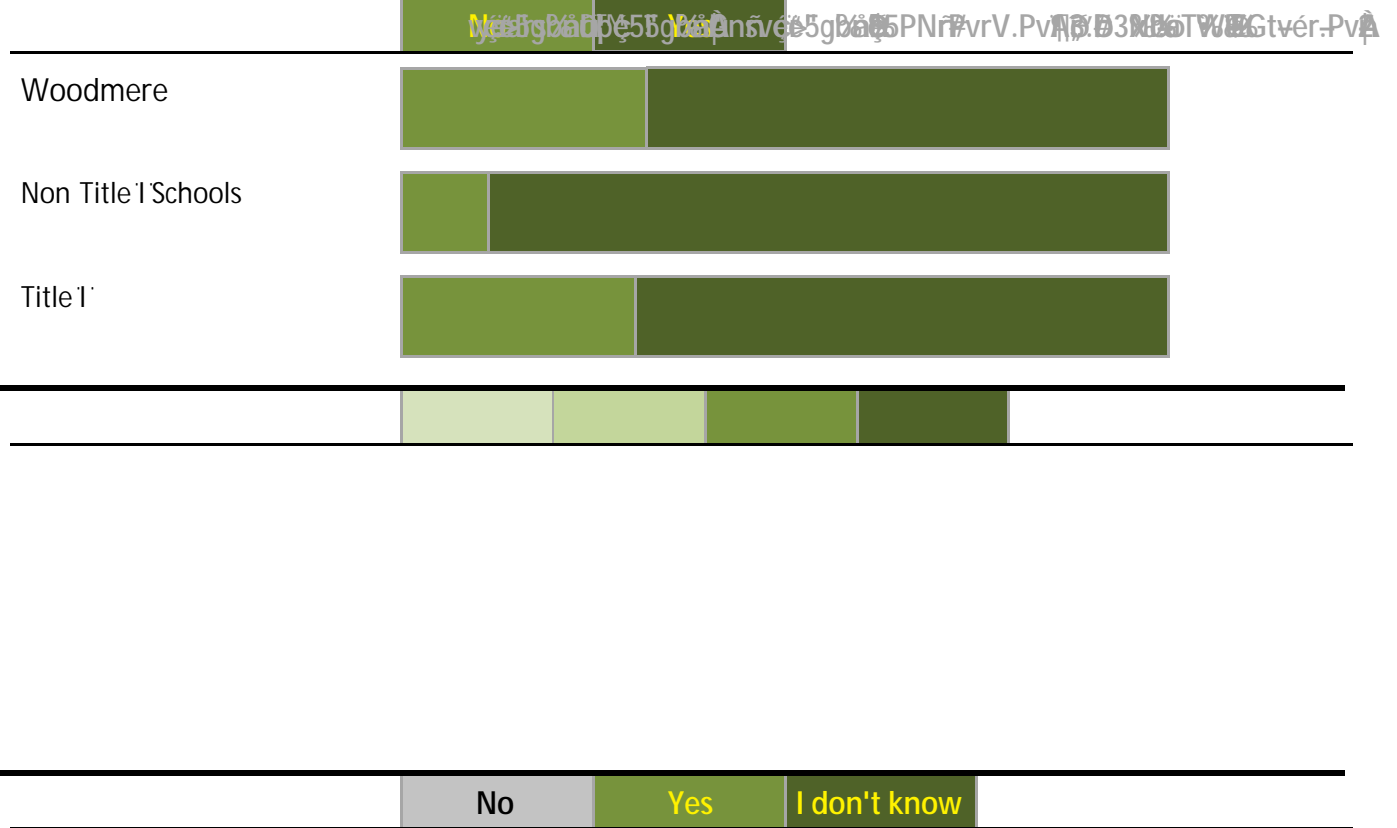


# Portland Public Schools Successful Schools Survey

## Elementary School Student Responses 2016 17

Woodmere

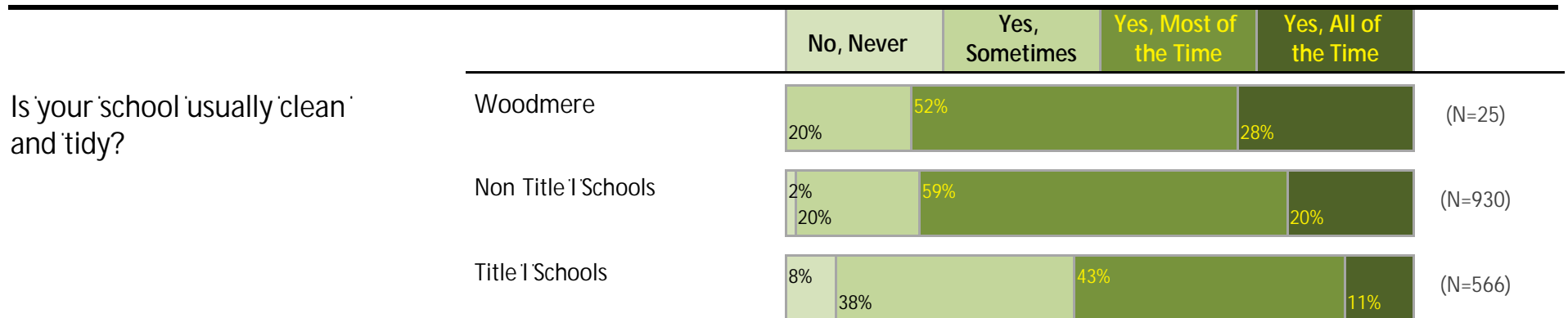
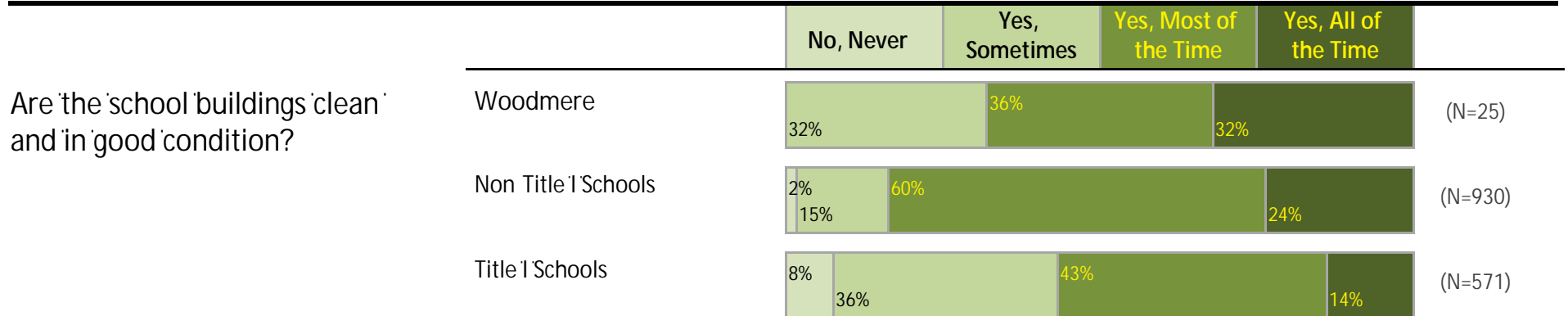



# Portland Public Schools Successful Schools Survey

## Elementary School Student Responses 2016 17

Woodmere

Page 2



# Portland Public Schools Successful Schools Survey Elementary School Student Responses 2016 17

oodnr

	No, Never	Yes, Sometimes	Yes, Most of the Time	Yes, All of the Time
--	-----------	----------------	-----------------------	----------------------

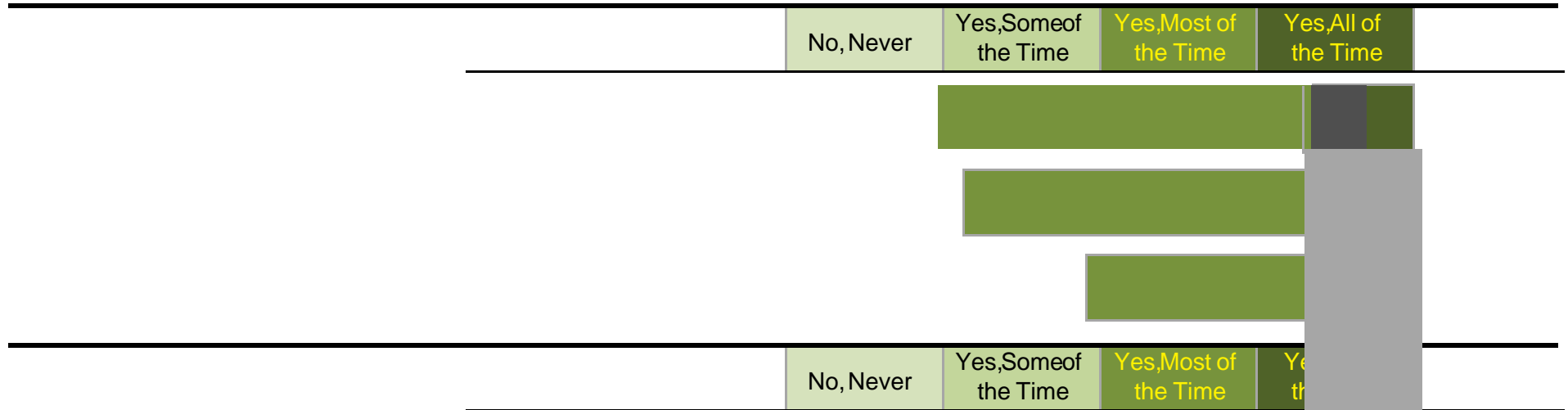
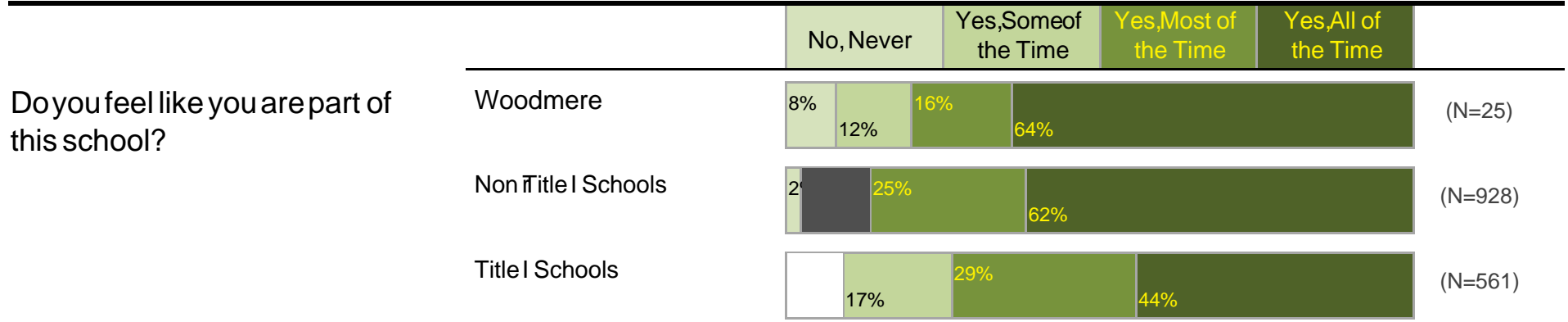


	No, Never	Yes, Sometimes	Yes, Most of the Time	Yes, All of the Time
--	-----------	----------------	-----------------------	----------------------

	No, Never	Yes, Sometimes	Yes, Most of the Time	Yes, All of the Time
--	-----------	----------------	-----------------------	----------------------

Portland Public Schools Successful Schools Survey  
 Elementary School Student Response 2016-17

Woodmere



# Portland Public Schools Successful Schools

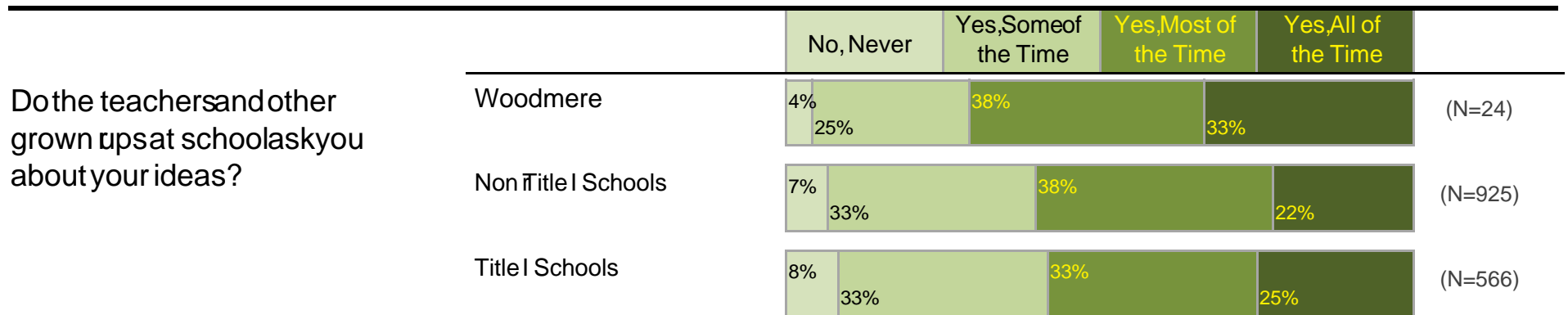
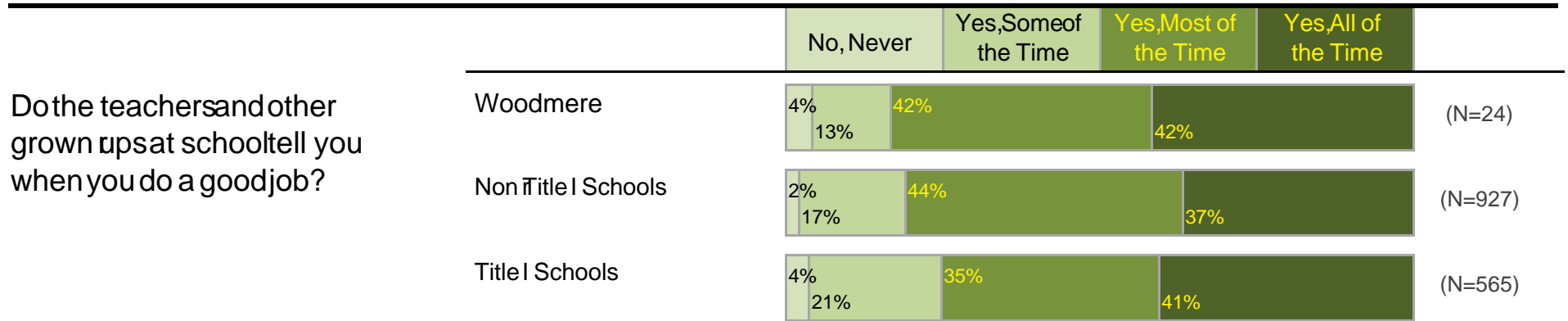
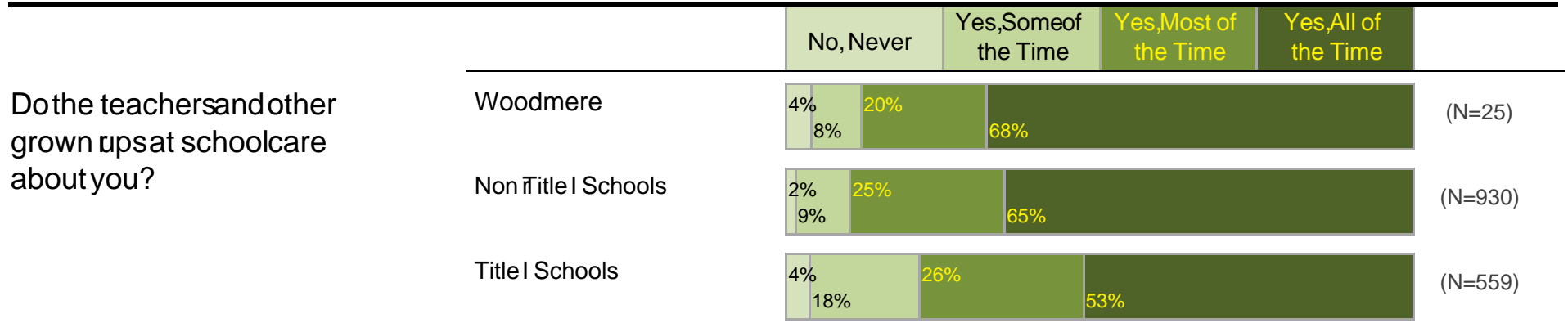
Woodmere

No, Never	Yes, Some of the Time	Yes, Most of the Time	Yes, All of the Time
-----------	-----------------------	-----------------------	----------------------

No, Never	Yes, Some of the Time	Yes, Most of the Time	Yes, All of the Time
-----------	-----------------------	-----------------------	----------------------

Portland Public Schools Successful Schools Survey  
Elementary School Student Response 2016-17

Woodmere



# Portland Public Schools Successful Schools Survey

Woodmere

Portland Public Schools Successful Schools Survey  
 Elementary School Student Response 2016/17

Woodmere


	No, Never	Yes, Some of the Time	Yes, Most of the Time	Yes, All of the Time
--	-----------	-----------------------	-----------------------	----------------------



	No, Never	Yes, Some of the Time	Yes, Most of the Time	Yes, All of the Time
--	-----------	-----------------------	-----------------------	----------------------



	No, Never	Yes, Some of the Time	Yes, Most of the Time	Yes, All of the Time
--	-----------	-----------------------	-----------------------	----------------------





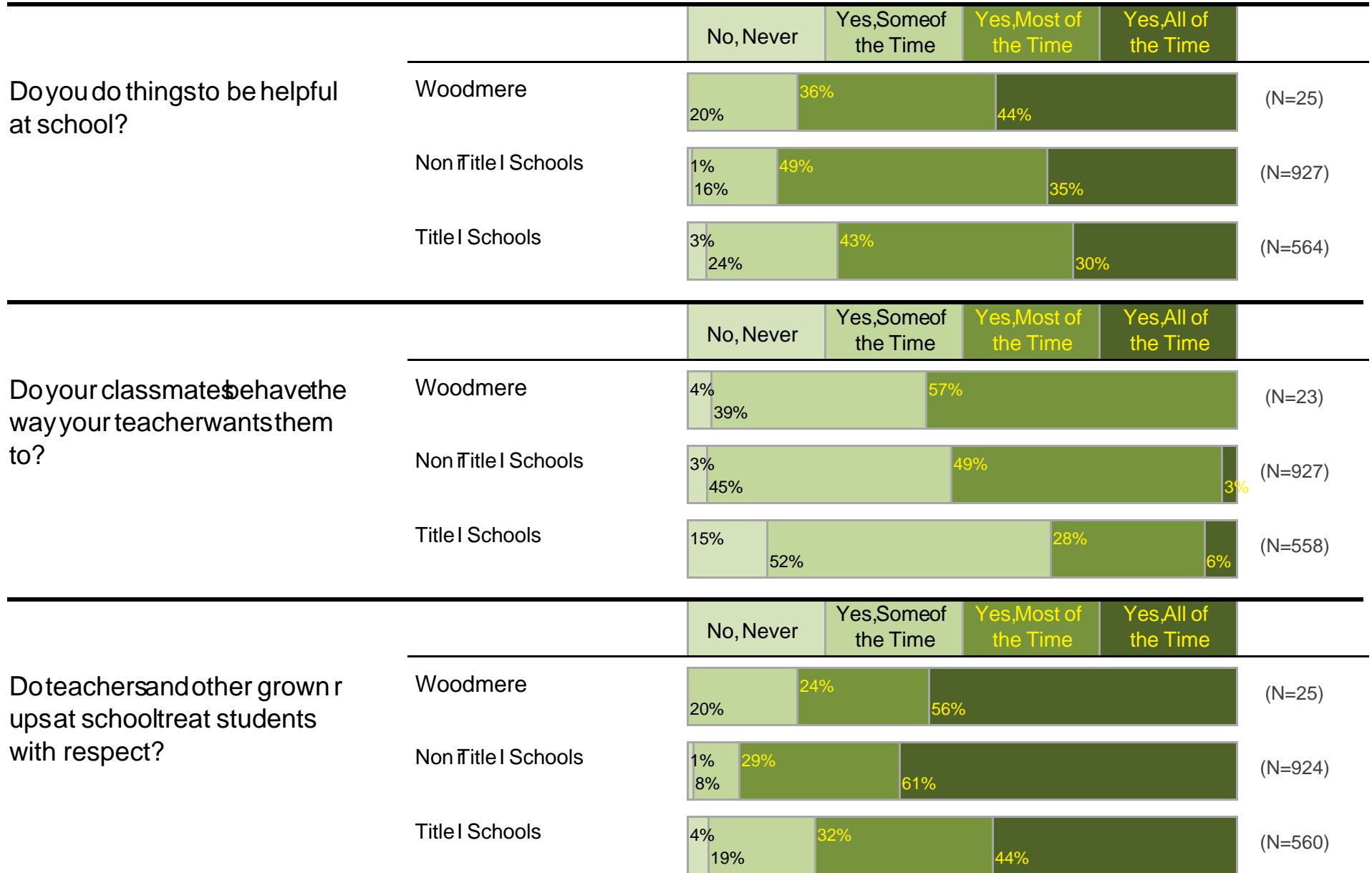
Portland Public Schools Successful Schools Survey  
Elementary School Student Response 2016-17

Woodmere



Portland Public Schools Successful Schools Survey  
Elementary School Student Response 2016-17

Woodmere





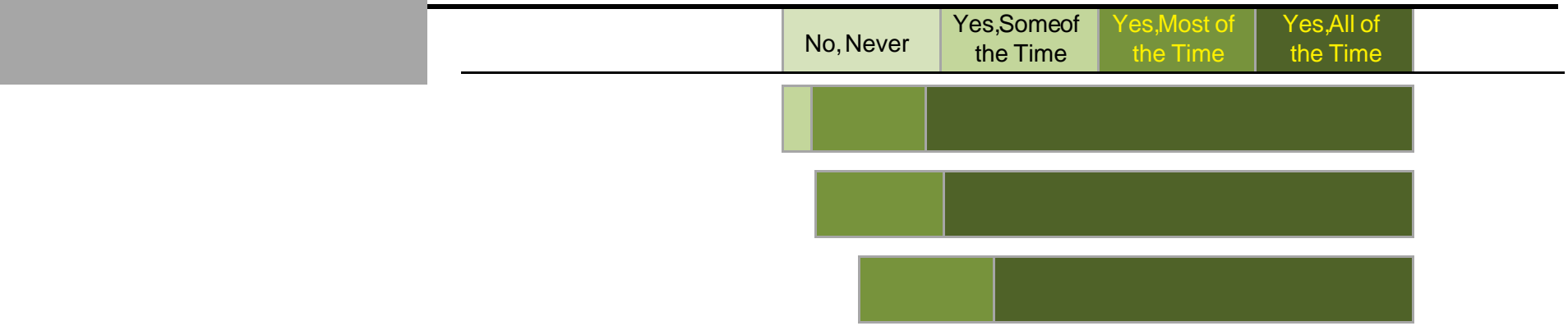
Portland Public Schools Successful Schools Survey  
Time

Woodmere

No, Never	Yes, Some of the Time	Yes, Most of the Time	Yes, All of the Time
-----------	-----------------------	-----------------------	----------------------


No, Never	Yes, Some of the Time	Yes, Most of the Time	Yes, All of the Time
-----------	-----------------------	-----------------------	----------------------

Portland Public Schools Successful Schools Survey  
Elementary School Student Response 2016/17



Portland Public Schools Successful Schools Survey  
Elementary School Student Response 2016-17

Woodmere



No, Never	Yes, Some of the Time	Yes, Most of the Time	Yes, All the Time
-----------	-----------------------	-----------------------	-------------------

Portland Public Schools Successful Schools Survey  
Elementary School Student Response 2016-17

Woodmere

No, Never	Yes, Some of the Time	Yes, Most of the Time	Yes, All of the Time
-----------	-----------------------	-----------------------	----------------------

# Portland Public Schools Successful Schools

Woodmere



Portland Public Schools Successful Schools Survey

r t l a n d  
u r v e

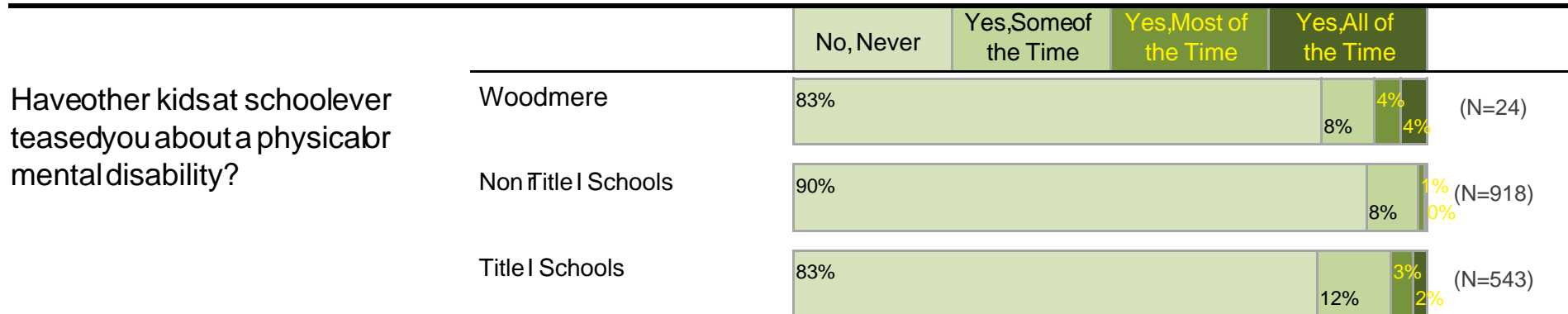


Woodmere

Time

No, Never	Yes, Some of the Time	Yes, Most of the Time	Yes, All of the Time
-----------	-----------------------	-----------------------	----------------------

# Portland Public Schools Successful Schools Survey Elementary School Student Response 2016-17

Woodmere





# Woodmere

No, Never	Yes, Some of the Time	Yes, Most of the Time	Yes, All of the Time
-----------	-----------------------	-----------------------	----------------------

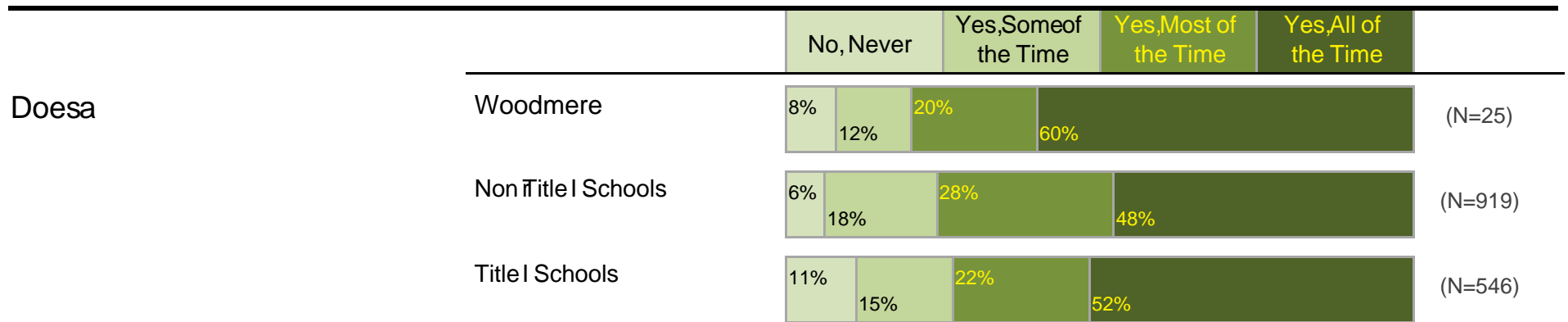
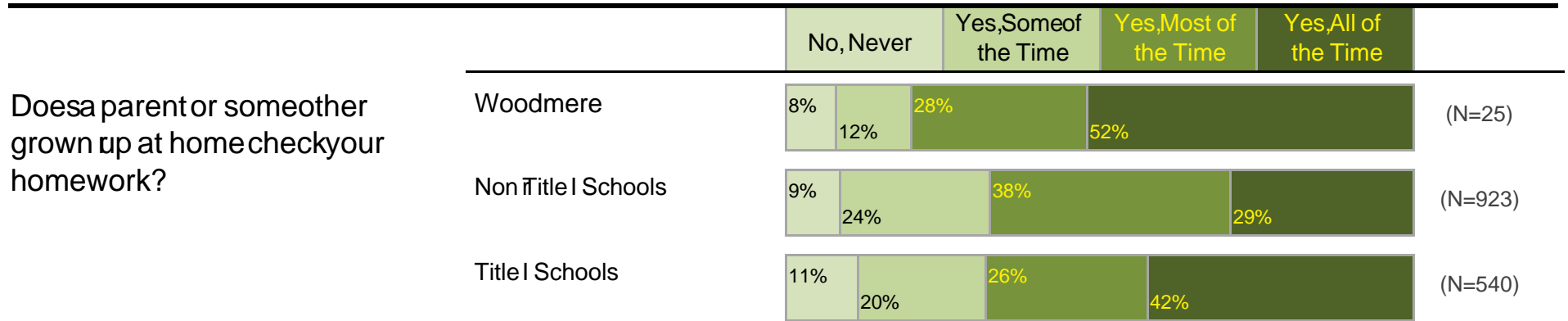
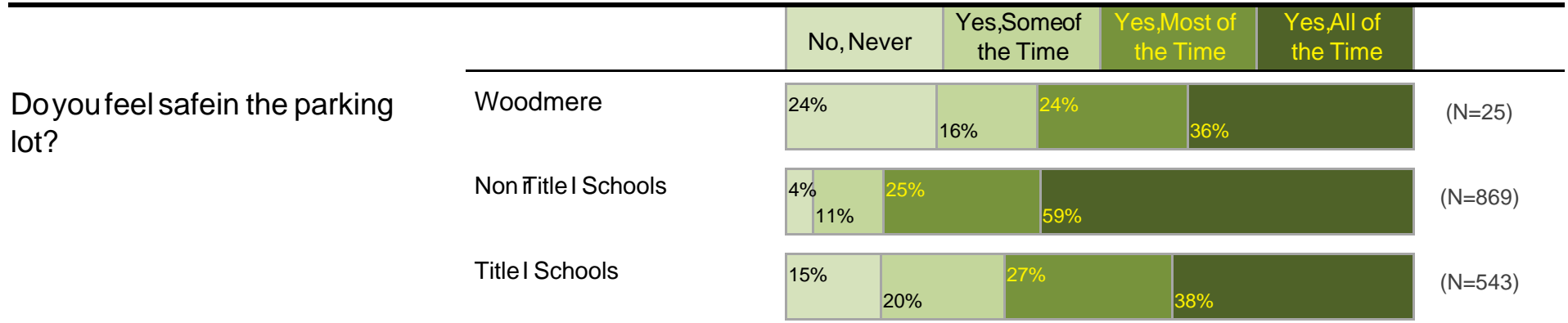
No, Never	Yes, Some of the Time	Yes, Most of the Time	Yes, All of the Time
-----------	-----------------------	-----------------------	----------------------

Portland Public Schools Successful Schools Survey  
Elementary School Student Response 2016

Woodmere

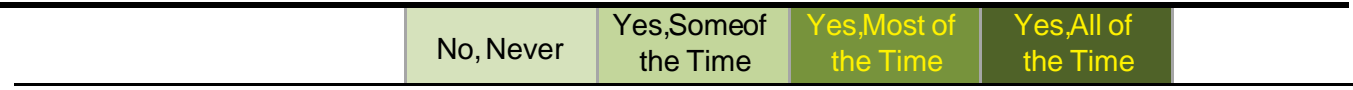
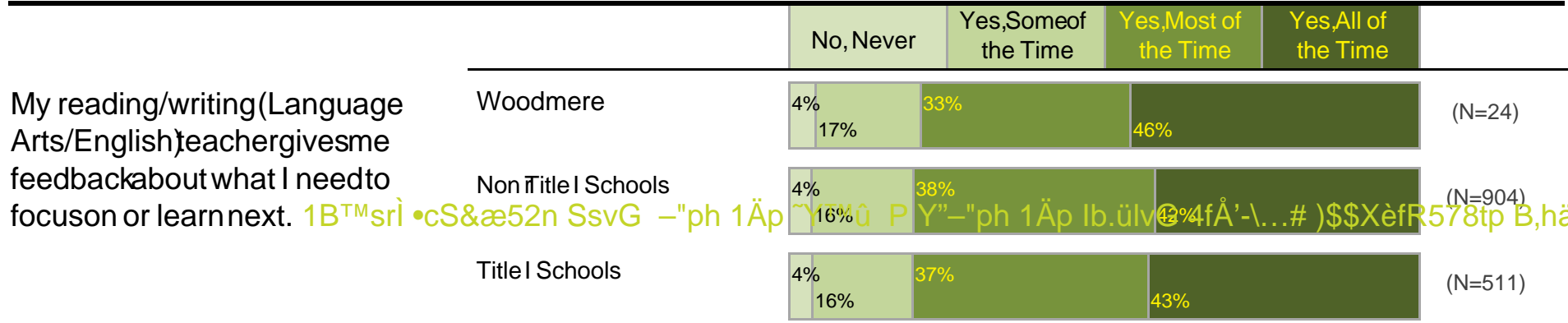
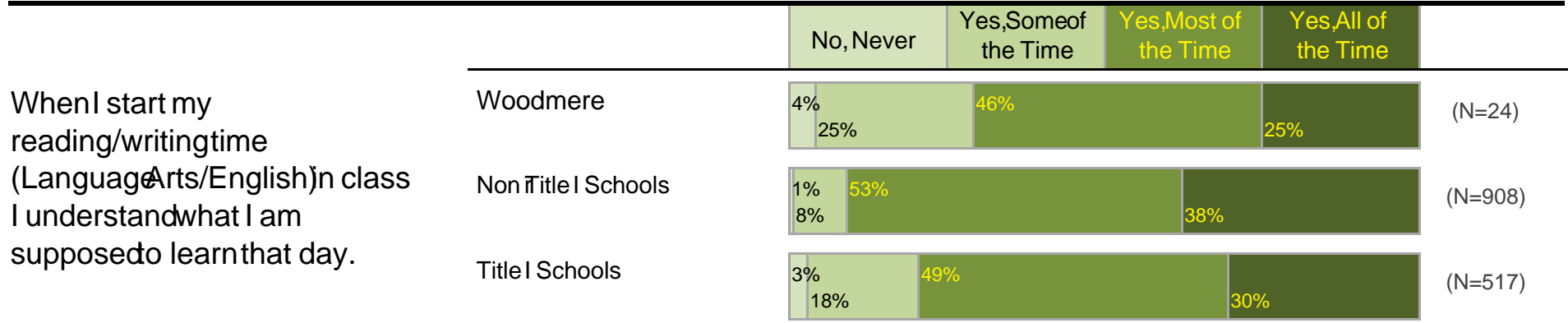
Portland Public Schools Successful Schools Survey  
Elementary School Student Response 2016-17

Woodmere



Portland Public Schools Successful Schools Survey  
 Elementary School Student Response 2016-17

Woodmere







Portland Public Schools Successful Schools Survey  
 Elementary School Student Response 2016-17

Woodmere

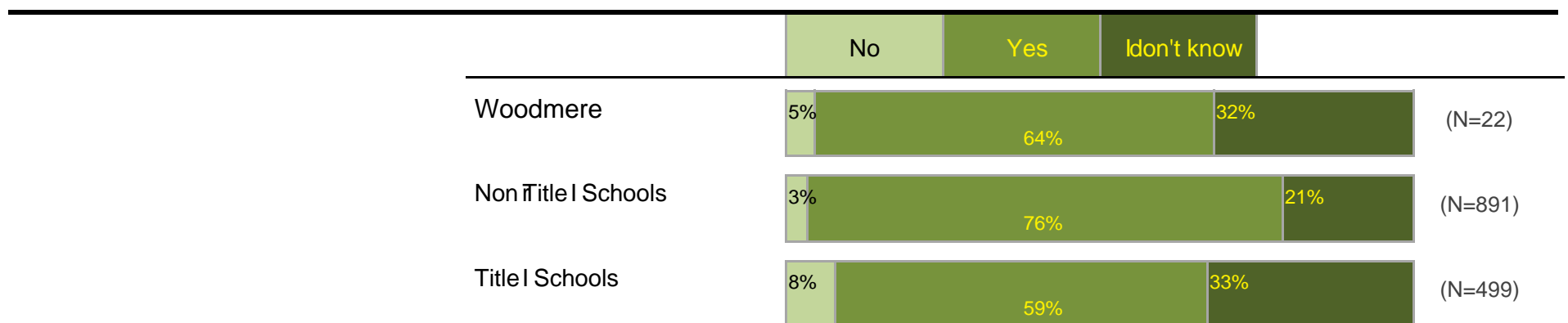
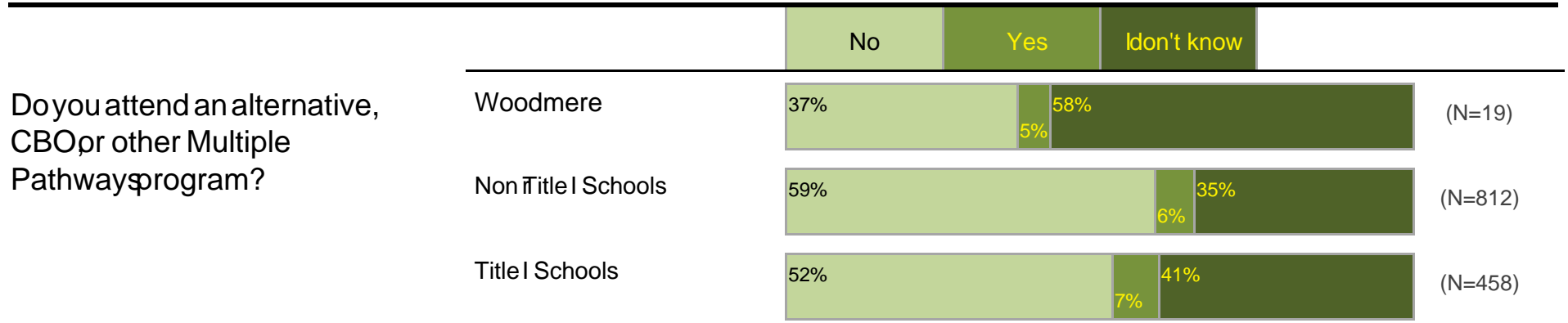
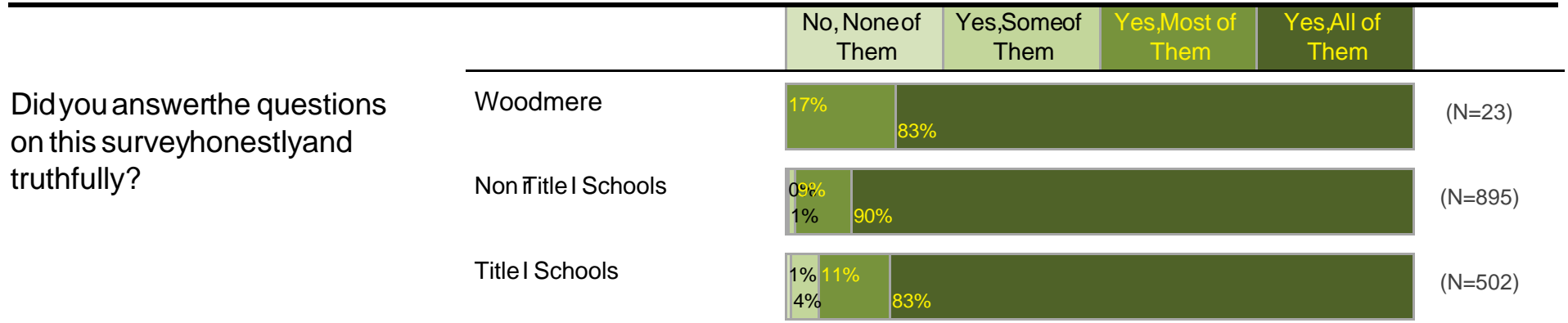
	No, Never	Yes, Some of the Time	Yes, Most of the Time	Yes, All of the Time
--	-----------	-----------------------	-----------------------	----------------------

	No, Never	Yes, Some of the Time	Yes, Most of the Time	Yes, All of the Time
--	-----------	-----------------------	-----------------------	----------------------

	No, None of Them	Yes, Some of Them	Yes, Most of Them	Yes, All of Them

Portland Public Schools Successful Schools Survey  
Elementary School Student Response 2016-17

Woodmere





Portland Public Schools Successful Schools Survey  
Elementary School Student Response 2016-17

Woodmere

If you are in an immersion program at this school please select your program (Mark all that apply):

Total Students: 25

(Because students could select more than one category, totals may exceed 100%.)

Chinese Immersion .....	4%
Japanese Immersion .....	0%
Russian Immersion .....	0%
Spanish Immersion .....	16%
Vietnamese Immersion .....	20%
Other .....	32%

# Portland Public Schools Successful Schools Survey Elementary School Student Response 2016-17

Woodmere

What races/ethnicities do you consider yourself?

Total Students: 25

(Because students could select more than one category, totals will exceed 100%.)

African American .....	16%
African .....	0%
Burundian .....	0%
Eritrean .....	0%
Ethiopian .....	0%
Somali .....	0%
Other African .....	0%
Other Black	
Caribbean Islands .....	0%
Other Black .....	0%
American Indian/Alaska Native .....	8%
Alaska Native .....	0%
Burns Paiute Tribe .....	0%
Confederated Tribes of the Coos, Lower Umpqua & Siuslaw Indians .....	0%
Confederated Tribes of the Grand Ronde Community of Oregon .....	0%
Confederated Tribes of Siletz Indians .....	4%
Confederated Tribes of the Umatilla Indian Reservation Indians .....	4%
Confederated Tribes of Warm Springs .....	0%
Coquille Indian Tribe .....	0%

American Indian/Alaska Native (continued)	
Cow Creek Band of Umpqua Tribe of Indians .....	0%
Klamath Tribes .....	0%
Other American Indian Tribe/Nation .....	4%
Native/Indigenous to Canada .....	0%
Asian .....	20%
Asian Indian .....	4%
Burmese .....	0%
Cambodian .....	4%
Chinese .....	4%
Filipino .....	4%
Hmong .....	0%
Japanese .....	0%
Karen .....	0%
Korean .....	0%
Laotian .....	4%
Mien .....	0%
Nepali .....	0%
Thai .....	0%
Tibetan .....	0%
Vietnamese .....	28%
Other Asian .....	0%



Portland Public Schools Successful Schools Survey  
 Elementary School Student Response 2016-17

Woodmere

Schools included in the Title I comparison group

# Responses

César Chávez	22
Creston	13
Faubion	20
Grout	44
Harrison Park	56
James John	36
Kelly	45
Lee	60
Lent	49

Markha 6.64 24995(49) TJ ET 266.64 30 .96002 179

Schools included in the non Title I comparison group

# Responses