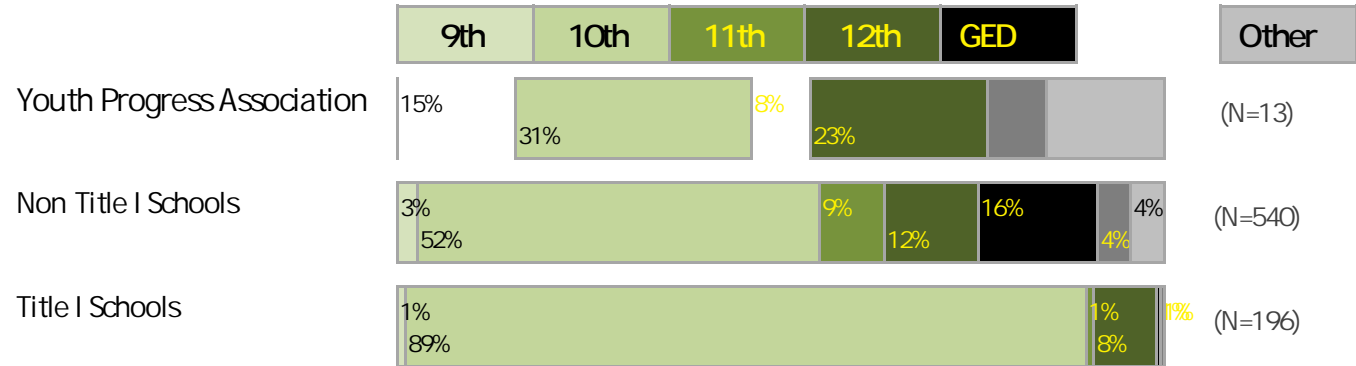


Portland Public Schools Successful Schools Survey

High School Student Responses 2016 17

Youth Progress Association

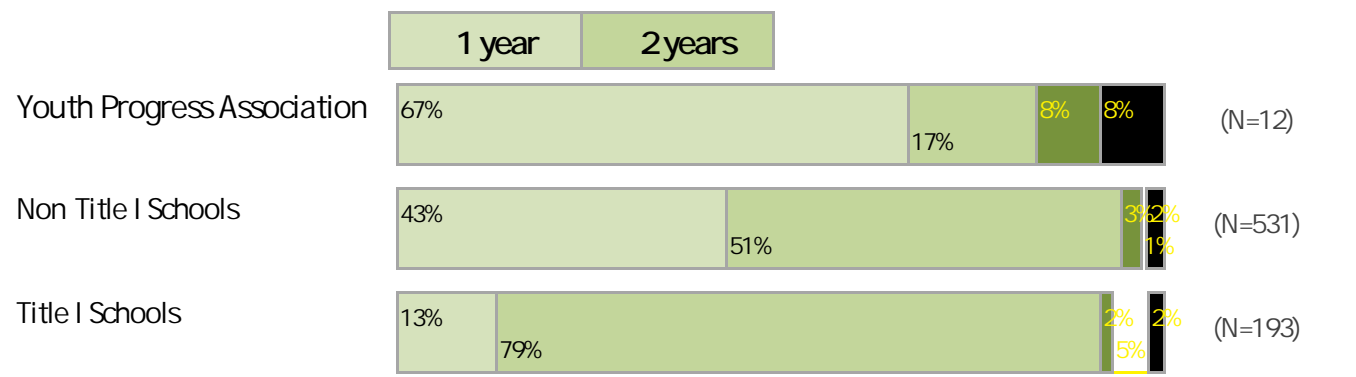
What grade are you in?



No **Yes**



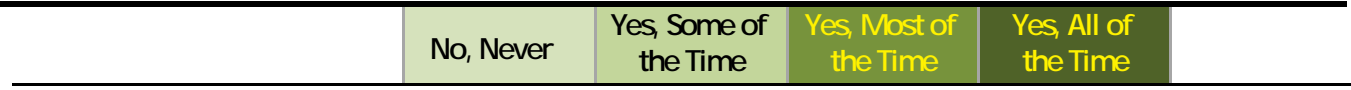
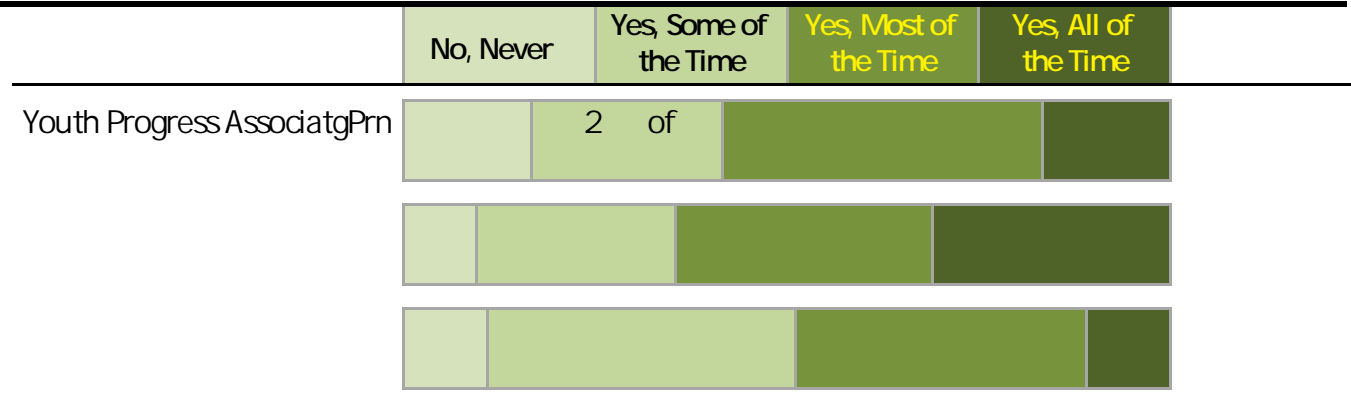
How many years have you been at this school?





Portland Public Schools Successful Schools Survey
 High School Student Responses 2016 17

Youth Progress Association



h h o o o o
= o o k . o

In the past 30 days, did you miss school for any of the following reasons?

.....

.....

.....

.....

.....

.....

.....

Wanted to spend time with friends who don't go to your school

Wanted to use alcohol or drugs

Were behind in schoolwork or weren't prepared for a test or class assignment

Were bored with or uninterested in schoolwork or more than one category, totals with

Blank 8%

Portland Public Schools Successful Schools Survey High School Student Responses 2016 17

Youth Progress Association

	Strongly Disagree	Disagree	Agree	Strongly Agree	Don't Know or N/A
Feel close to people at this school	1			2	
Non-urban Schools	7	7		2	
Urban Schools	7	6	26	6	

	Strongly Disagree	Disagree	Agree	Strongly Agree	Don't Know or N/A
Happy to be at this school	2	17		2	N 12
Non-urban Schools	10	0	2		N 6
Urban Schools	11		27		N 1

	Strongly Disagree	Disagree	Agree	Strongly Agree	Don't Know or N/A
Feel like part of this school				2	N 12
Non-urban Schools	1		22		N
Urban Schools	1	0	20		N 12

Portland Public Schools Successful Schools Survey
High School Student Responses 2016 17

Youth Progress Association

	Strongly Disagree	Disagree	Agree	Strongly Agree	Don't Know or N/A
--	-------------------	----------	-------	----------------	-------------------

	Strongly Disagree	Disagree	Agree	Strongly Agree	Don't Know or N/A
--	-------------------	----------	-------	----------------	-------------------

Strongly Disagree	Disagree	Agree	Strongly Agree	
-------------------	----------	-------	----------------	--

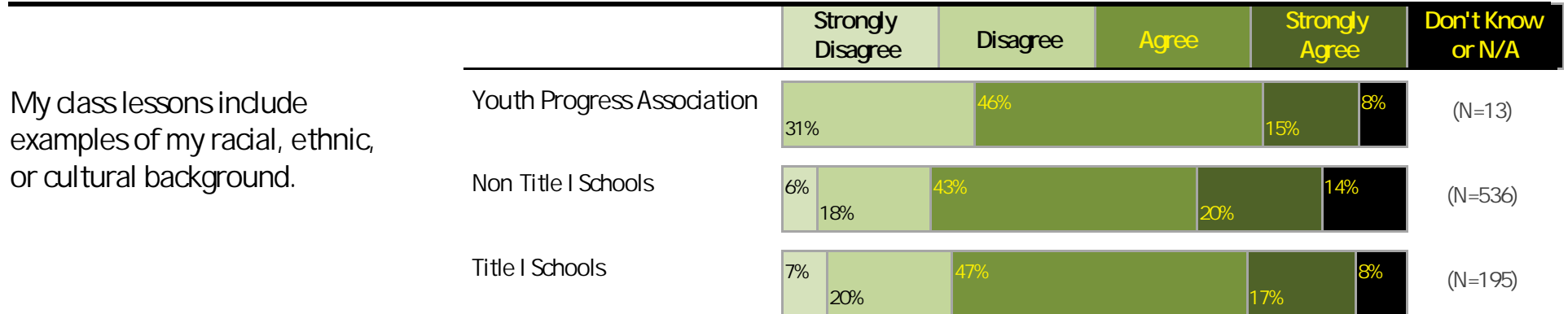
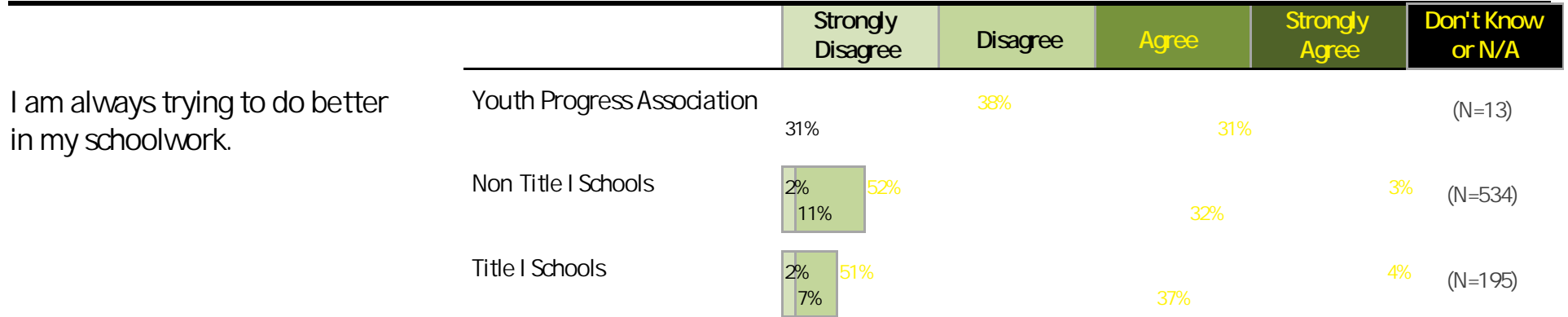
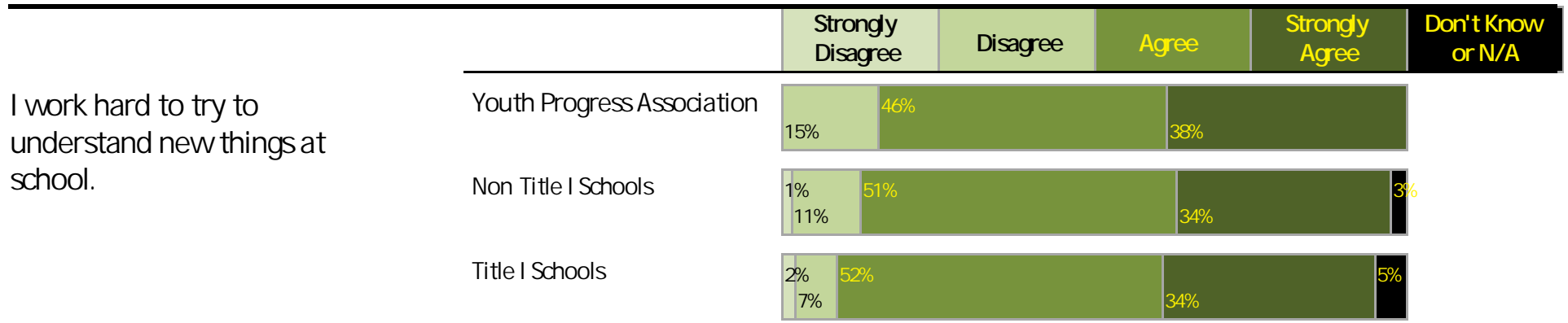
Portland Public Schools Successful Schools Survey
High School Student Responses 2016 17

Youth Progress Association

Strongly Disagree	Disagree	Agree	Strongly Agree	Don't Know
-------------------	----------	-------	----------------	------------

Portland Public Schools Successful Schools Survey

High School Student Responses 2016 17



Portland Public Schools Successful Schools Survey
High School Student Responses 2016 17


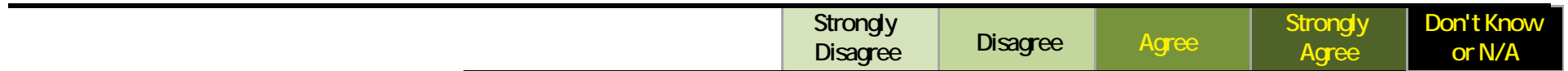
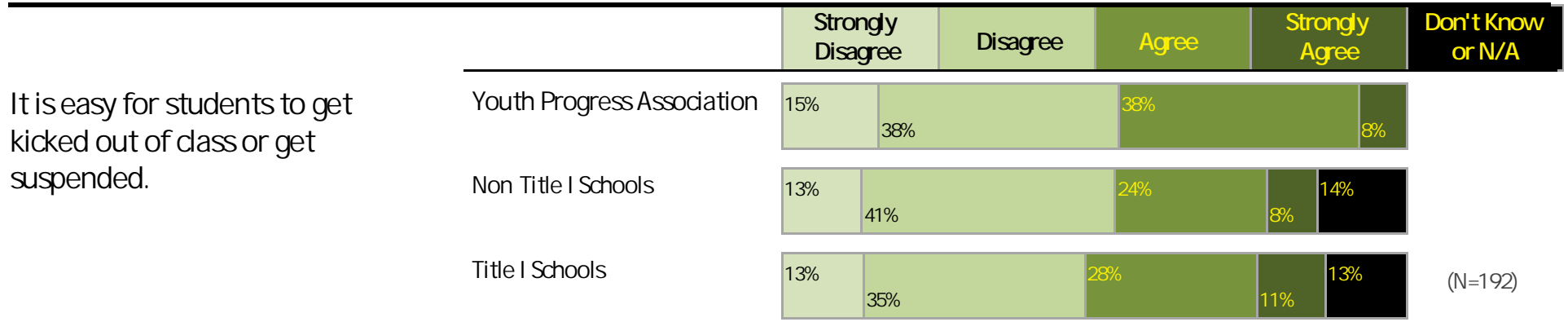
Youth Progress Association



Portland Public Schools Successful Schools Survey

High School Student Responses 2016 17

Youth Progress Association

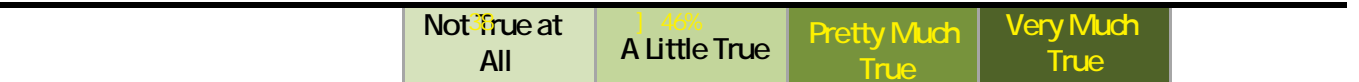

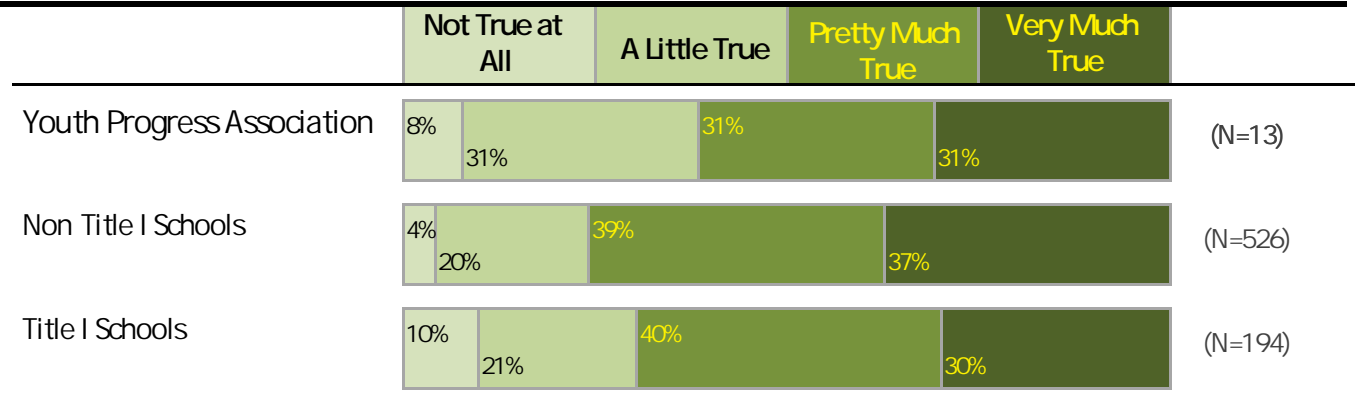


Portland Public Schools Successful Schools Survey

High School Student Responses 2016 17

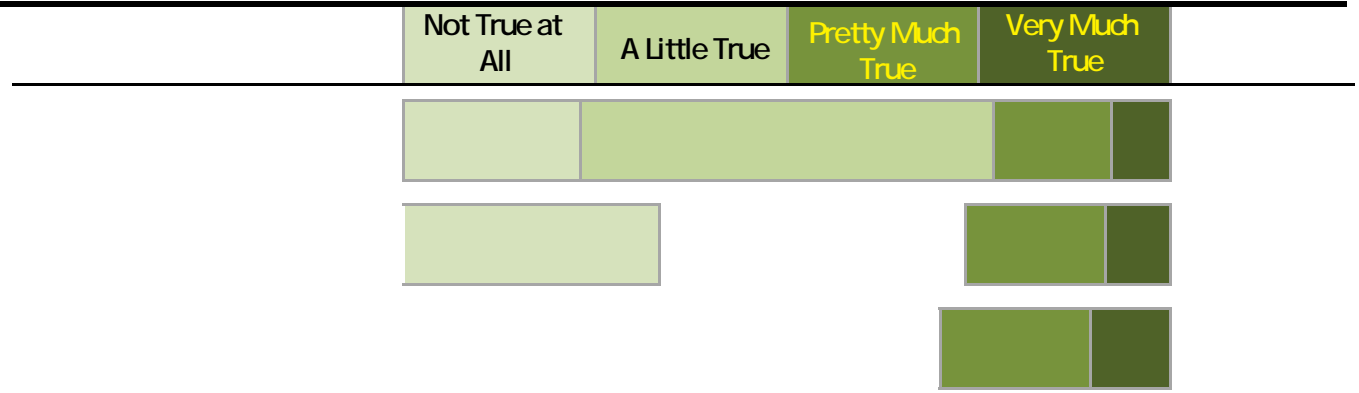
Youth Progress Association

At my school there is a teacher or some other adult who listens to me when I have something to say.



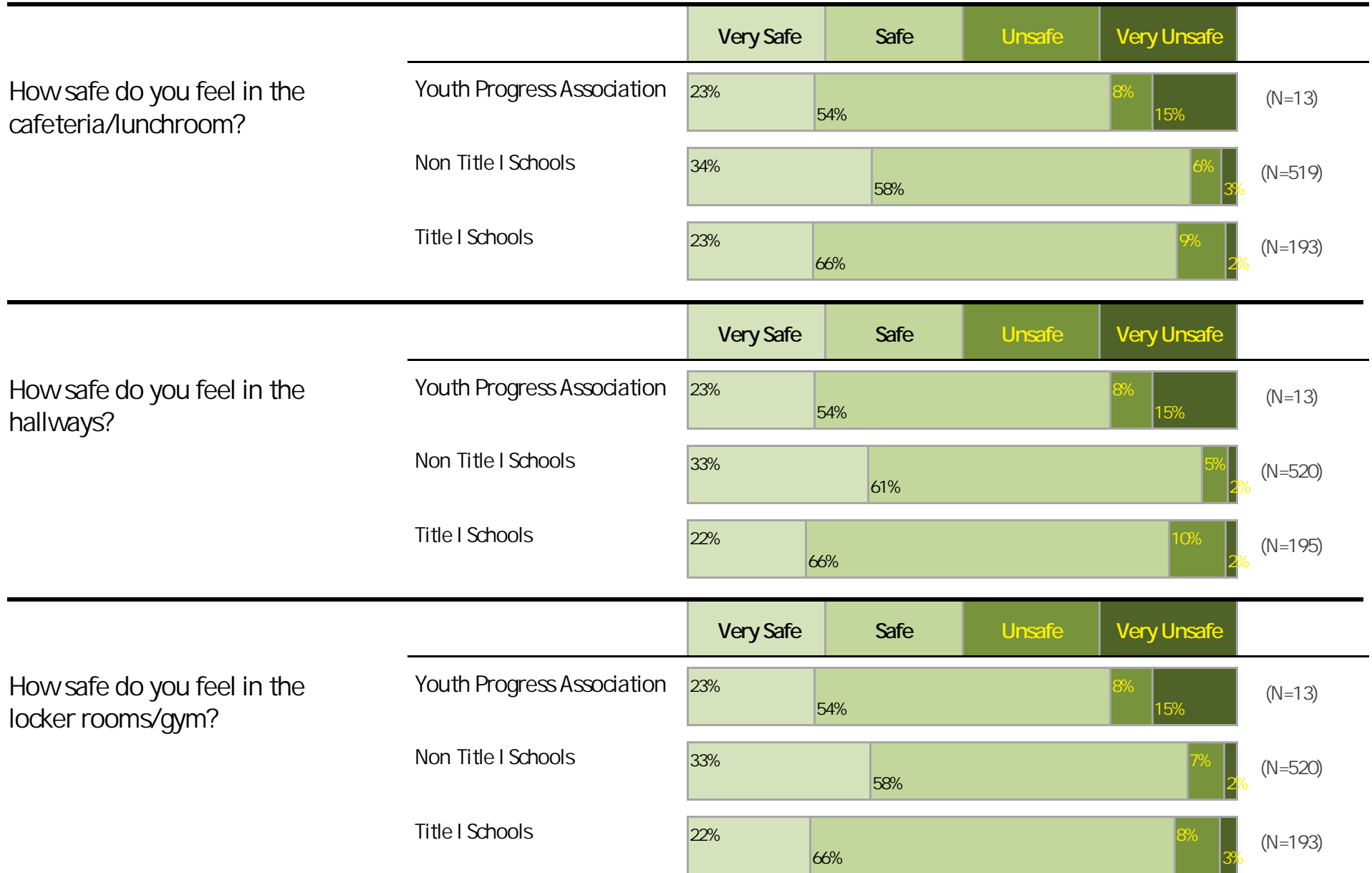
Portland Public Schools Successful Schools Survey
 High School Student Responses 2016 17

Youth Progress Association



Portland Public Schools Successful Schools Survey

High School Student Responses 2016 17

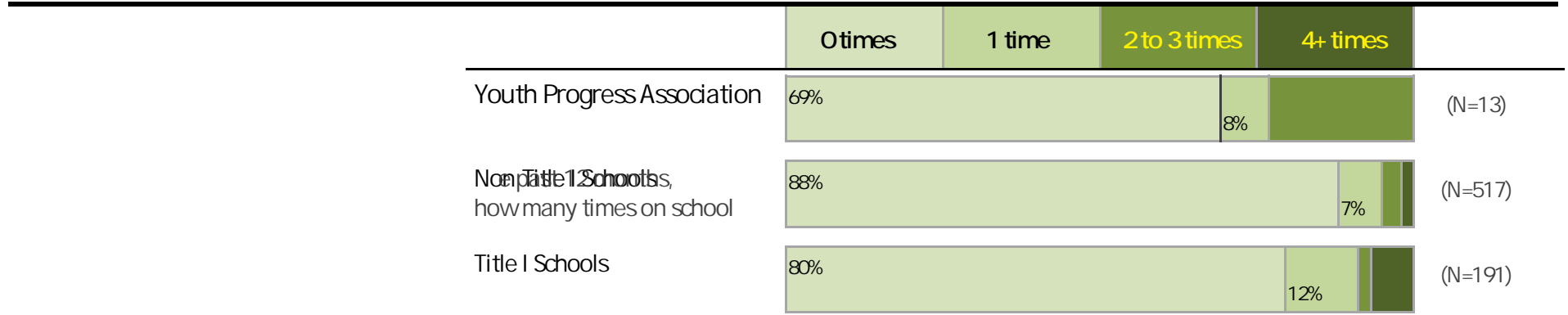

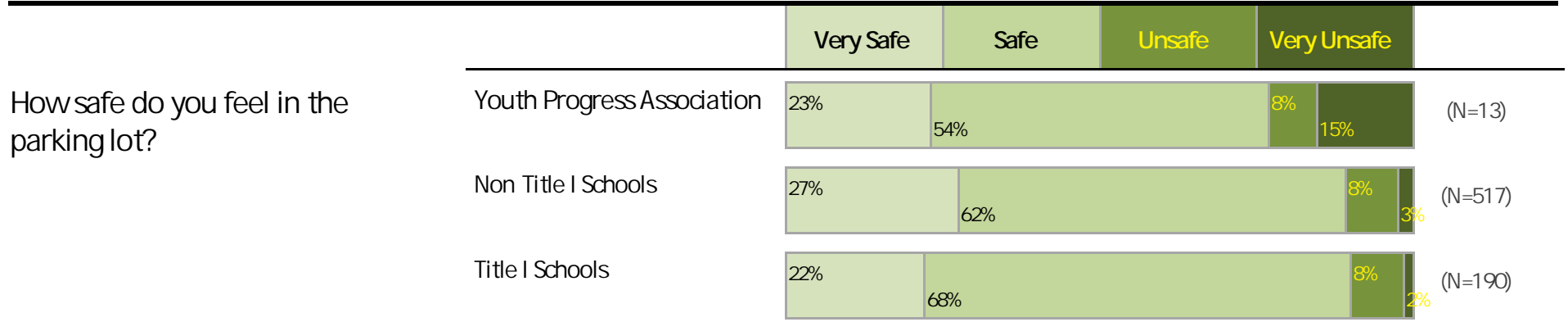


Youth Progress Association



Portland Public Schools Successful Schools Survey


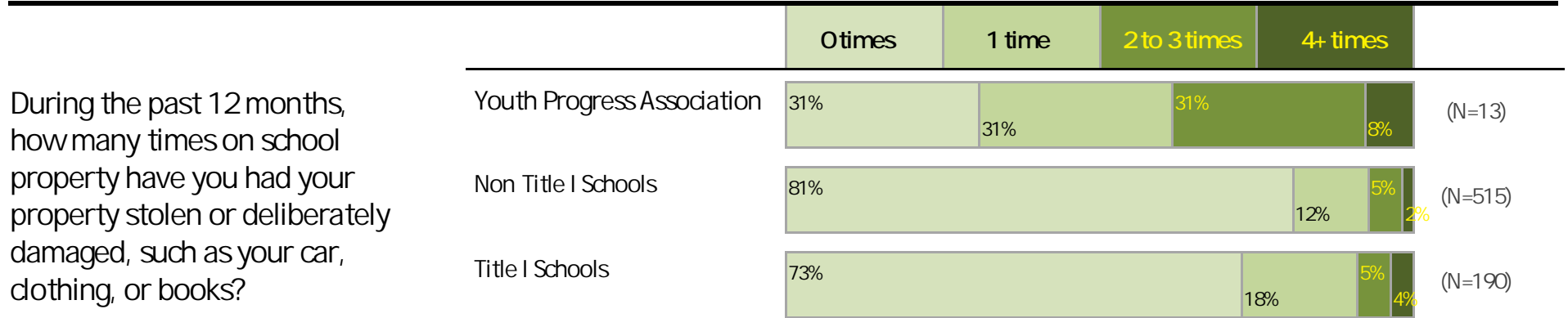
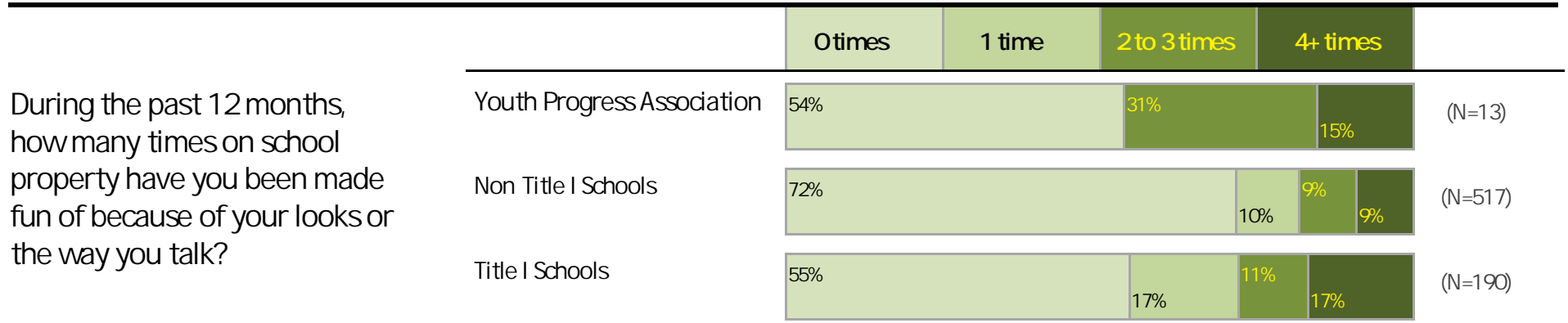
High School Student Responses 2016 17








Portland Public Schools Successful Schools Survey

High School Student Responses 2016 17

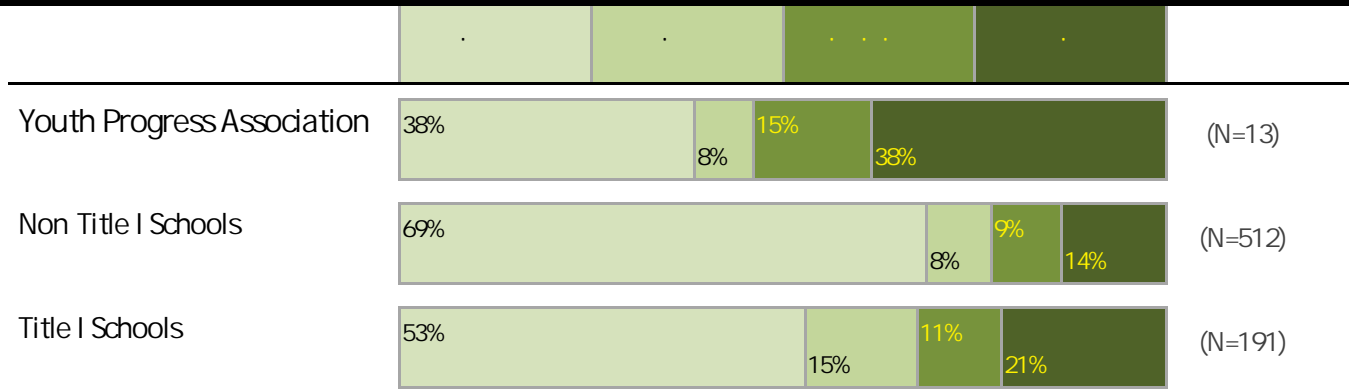


Portland Public Schools Successful Schools Survey

High School Student Responses 2016 17



During the past 12 months, how many times on school property have you been made fun of, insulted, or called names?



During the past 12 months, how many times on school property were you harassed or bullied for your race, ethnicity, or national origin?




During the past 12 months, how many times on school property were you harassed or bullied for your religion?



During the past 12 months, how many times on school property were you harassed or bullied for your gender?



During the past 12 months, how many times on school property were you harassed or bullied because you are lesbian or someone that you were?



h h o o o o

' h



h h o o o o
= o o k

' h

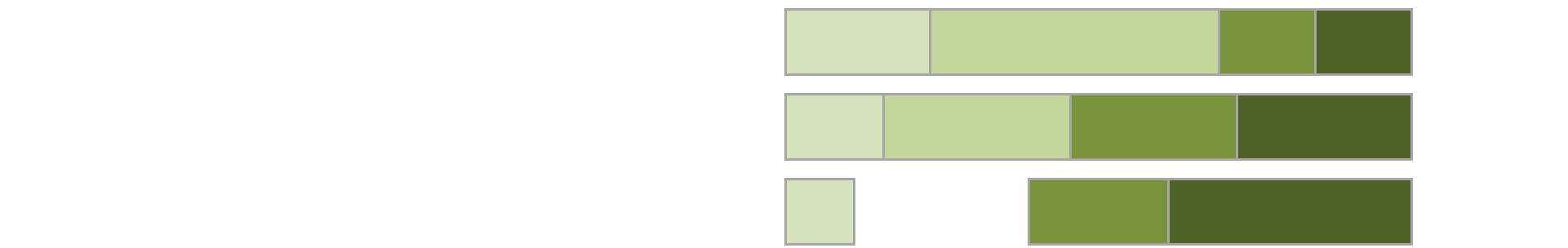



)



V u @

u @



‡ @
O
@ @

' h

V u @

u @

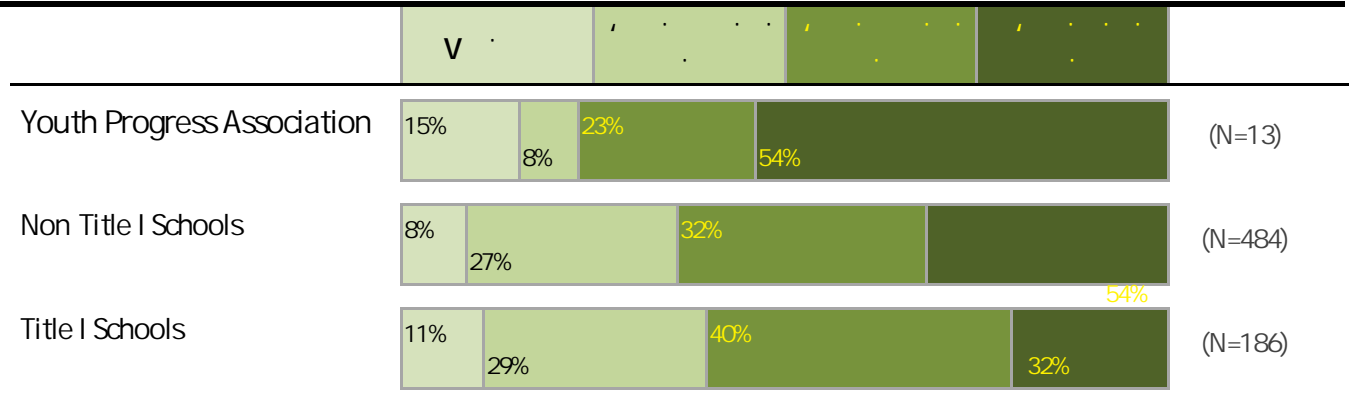
o h h

h h o o o o

' h °



h h o o o o
= o o k o



32%


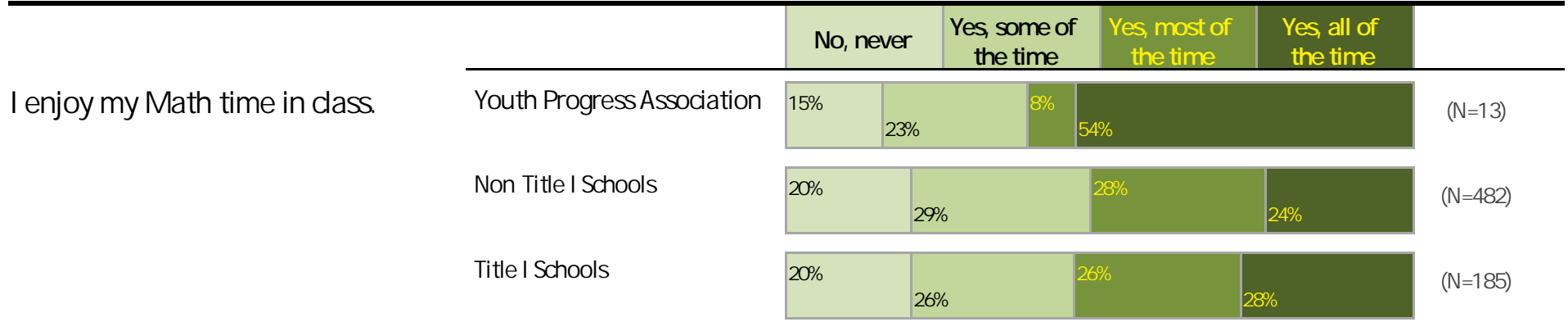
4



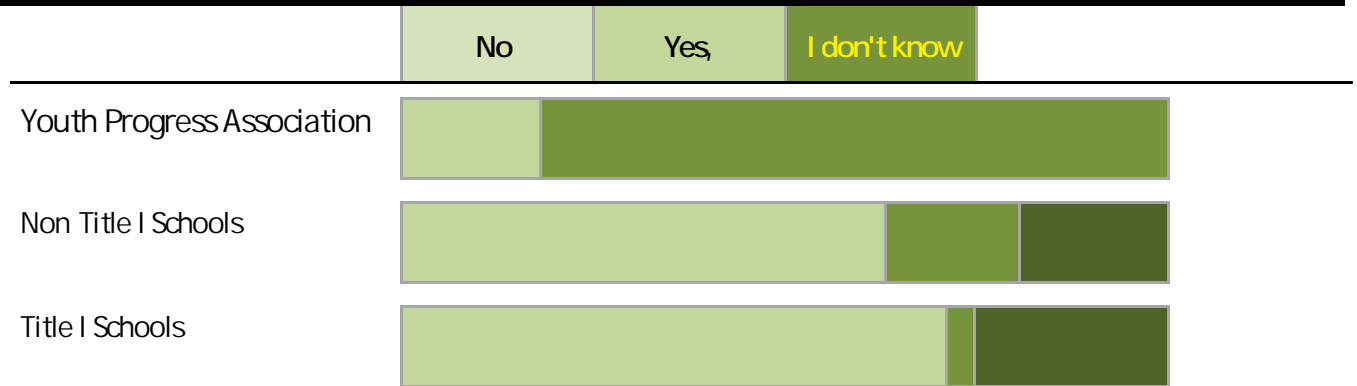
Portland Public Schools Successful Schools Survey

High School Student Responses 2016 17

Youth Progress Association



Portland Public Schools Successful Schools Survey
High School Student Responses 2016 17



Portland Public Schools Successful Schools Survey
High School Student Responses 2016 17



h h o o o o
= o o k .

h

.....
.....
Transgender 0%
.....
.....

Below is a list of terms that show the

.....
.....
Lesbian 8%
.....
.....
.....

Blank 0%

What races/ethnicities do you consider yourself?

(Because students could select more than one category, totals will exceed 100%.)

Total Students: 13

African American	15%
African	15%
Burundian	8%
Eritrean	8%
Ethiopian	8%
Somali	8%
Other African	8%
Other Black	
Caribbean Islands	0%
Other Black	8%
American Indian/Alaska Native	8%
Alaska Native	8%
Burns Paiute Tribe	0%
Confederated Tribes of the Coos, Lower Umpqua & Siuslaw Indians	0%
Confederated Tribes of the Grand Ronde Community of Oregon	0%
Confederated Tribes of Siletz Indians	0%
Confederated Tribes of the Umatilla Indian Reservation Indians	0%
Confederated Tribes of Warm Springs	0%
Coquille Indian Tribe	0%

American Indian/Alaska Native (continued)	
Cow Creek Band of Umpqua Tribe of Indians	0%
Klamath Tribes	0%
Other American Indian Tribe/Nation	0%
Native/Indigenous to Canada	0%
Asian	0%
Asian Indian	0%
Burmese	0%
Cambodian	0%
Chinese	0%
Filipino	0%
Hmong	0%
Japanese	0%
Karen	0%
Korean	0%
Laotian	0%
Mien	0%
Nepali	0%
Thai	0%
Tibetan	0%
Vietnamese	0%
Other Asian	0%

h h o o o o
= o o k

What races/ethnicities do you consider yourself?

Total Students: 13

(Because students could select more than one category, totals will exceed 100%.)

Hispanic/Latino	15%
Caribbean Islands	0%
Central American Countries	8%
Indigenous Mexican, Central American or South American	0%
Mexican	31%
South American Countries	0%
Other Hispanic/Latino	0%
Middle Eastern/North African	0%
Pacific Islander	0%
Chuukese	0%
Guamanian or Chamorro	0%
Micronesian	0%
Native Hawaiian	0%
Samoan	0%
Tongan	0%
Other Pacific Islander	0%
White	38%
Romanian	0%
Russian	8%
Ukrainian	0%
European Countries	8%
Other White	15%
Blank	0%

h h o o o o
= o o k .

Vu er of Sur ey Respo ses y S hool

Allia e@"e so *

Allia e@U eek*

"e so

"reakthrough S hool

#le ela d

#li to S hool

De Paul