









## Key Definitions

|                                       |       |   |            |          |    | Total      |
|---------------------------------------|-------|---|------------|----------|----|------------|
| Benson Polytechnic H.S.               | Grade | Offered                                   | Waitlisted | Canceled |    | Applicants |
|                                       |       | 9   | 325        | 174      | 4  | 503        |
|                                       |       | 10  | 6          |          |    | 6          |
|                                       |       | 11  |            | 3        |    | 3          |
|                                       |       | 12  |            | 1        |    | 1          |
| Benson Polytechnic H.S. Total         |       |   | 331        | 178      | 4  | 513        |
| Jefferson H.S.                        | Grade | 1 EMC /P <</MCID 208 >>BD46 BT 11.04 -0 0 |            |          |    |            |
| Jefferson H.S. Total                  |       |   | 18         |          | 14 | 32         |
|                                       |       |   |            |          |    |            |
|                                       |       |   |            |          |    | Total      |
| Metropolitan Learning Ctr HS          | Grade | Offered                                   | Waitlisted | Canceled |    | Applicants |
|                                       |       | 9   | 27         | 2        | 20 | 49         |
|                                       |       | 10  |            | 1        | 1  | 2          |
|                                       |       | 11  |            | 2        |    | 2          |
| Metropolitan Learning Ctr HS Total    |       |   | 27         | 5        | 21 | 53         |
| Grand Total                           |       |   | 376        | 183      | 39 | 598        |
|                                       |       |   |            |          |    |            |
|                                       |       |   |            |          |    | Total      |
| Bridger Creative Science School       | Grade | Offered                                   | Waitlisted | Canceled |    | Applicants |
|                                       |       | 6   |            | 21       | 15 | 36         |
|                                       |       | 7   |            | 2        | 3  | 5          |
|                                       |       | 8   |            | 1        |    | 1          |
| Bridger Creative Science School Total |       |   |            | 24       | 18 | 42         |
|                                       |       |   |            |          |    |            |
|                                       |       |   |            |          |    | Total      |
| DaVinci Arts M.S.                     | Grade | Offered                                   | Waitlisted | Canceled |    | Applicants |
|                                       |       | 6*  | 143        | 227      | 32 | 402        |
|                                       |       | 7   | 12         | 24       | 2  | 38         |
|                                       |       | 8   | 10         | 10       | 2  | 22         |
| DaVinci Arts M.S. Total               |       |   | 165        | 261      | 36 | 462        |
|                                       |       |   |            |          |    |            |
|                                       |       |   |            |          |    | Total      |
| Metropolitan Learning Ctr K-8         | Grade | Offered                                   | Waitlisted | Canceled |    | Applicants |
|                                       |       | 6   | 32         | 31       | 22 | 85         |
|                                       |       | 7   | 9          |          | 2  | 11         |
|                                       |       | 8   | 8          |          | 2  | 10         |
| Metropolitan Learning Ctr K-8 Total   |       |   | 49         | 31       | 26 | 106        |



|                        |   |  |    |   |    |
|------------------------|---|--|----|---|----|
| Roosevelt H.S.         | 9 |  | 6  | 1 | 7  |
| Roosevelt H.S. Total   |   |  | 6  | 1 | 7  |
| West Sylvan M.S.       | 6 |  | 1  | 1 | 2  |
| West Sylvan M.S. Total |   |  | 1  | 1 | 2  |
| Grand Total            |   |  | 27 | 9 | 36 |